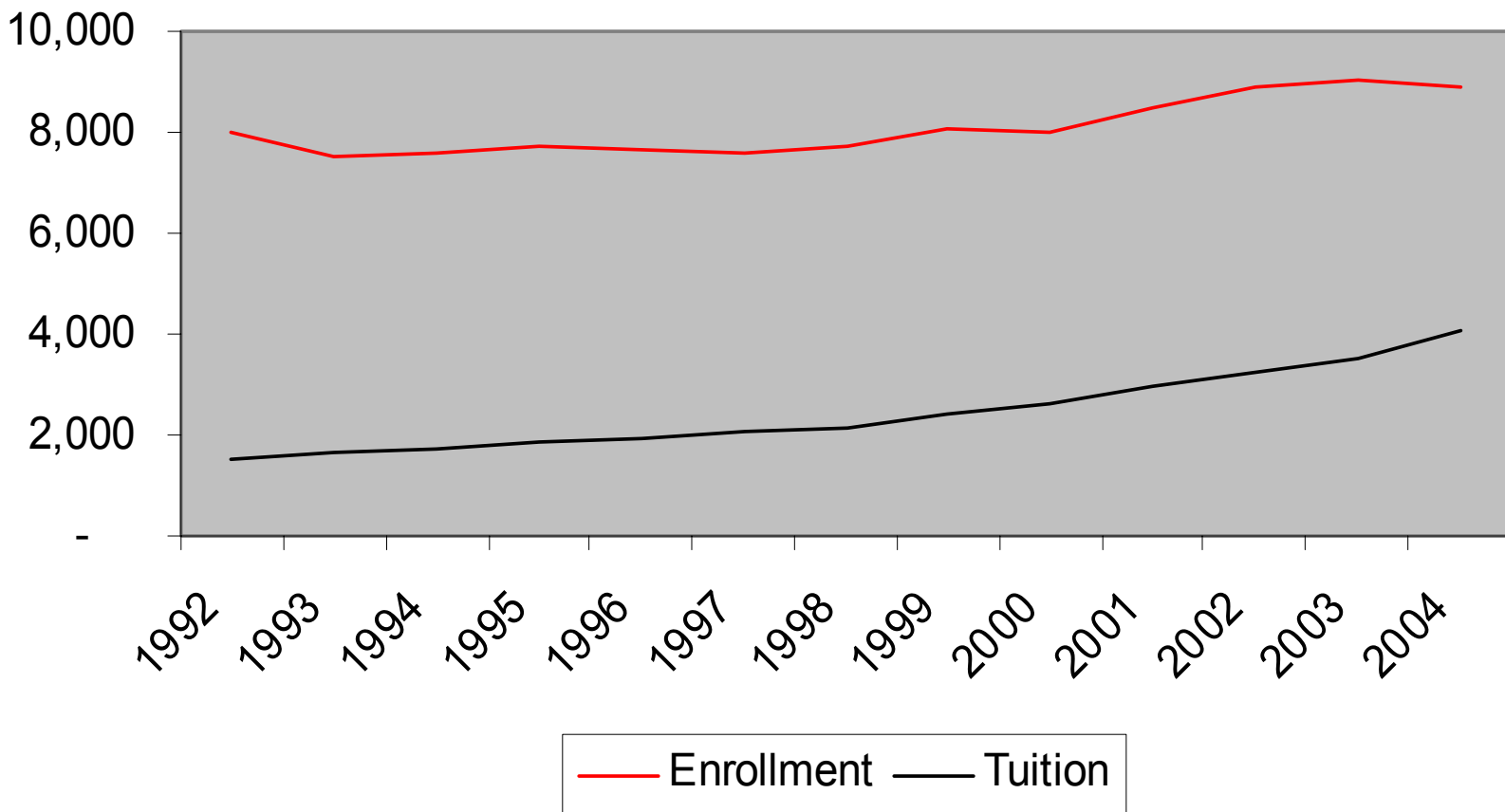


# Jacksonville State University Board of Trustee Meeting April 18, 2005

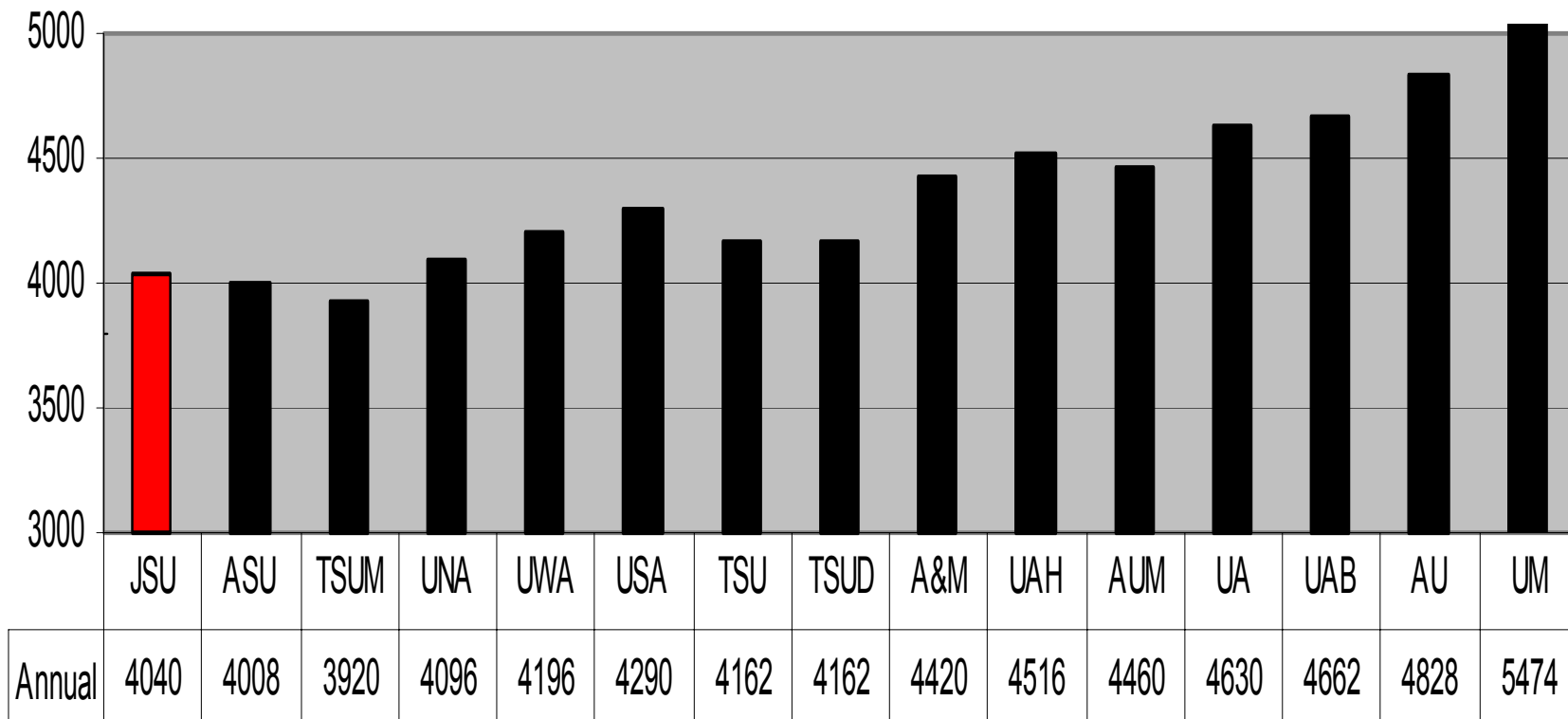
Tuition, Fee, and Room  
Discussion



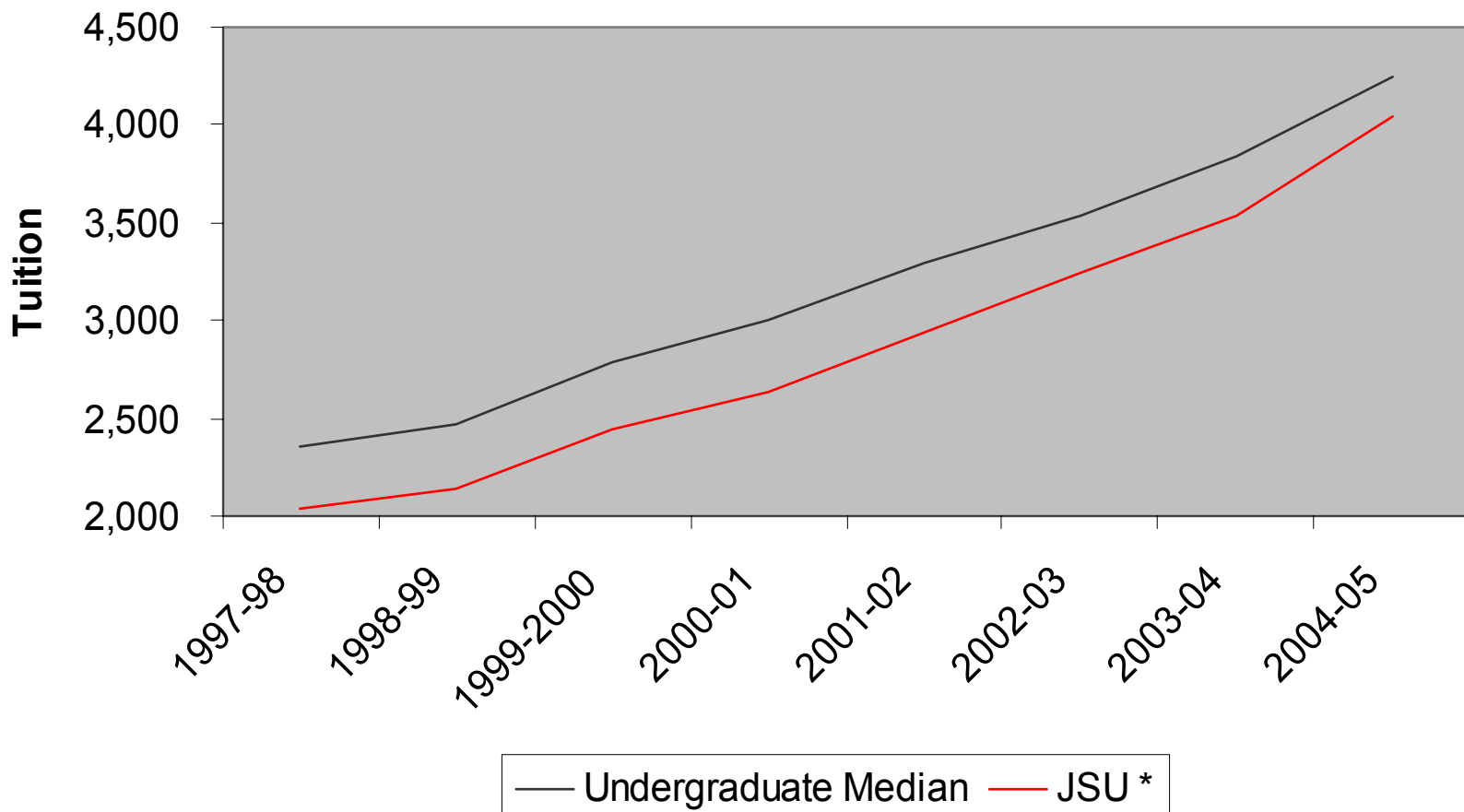
## JSU Enrollment and Tuition



## Tuition and Required Fees FY 05



## State Tuition & Fee Median Comparison



## Undergraduate Tuition Plus Required Fees Combined Public Four Year Institutions In-State

---

	<u>1997-98</u>	<u>1998-99</u>	<u>1999-2000</u>	<u>2000-01</u>	<u>2001-02</u>	<u>2002-03</u>	<u>2003-04</u>	<u>2004-05</u>
Undergraduate Median	2,355	2,475	2,782	3,007	3,294	3,532	3,842	4,243
JSU *	2,040	2,140	2,440	2,640	2,940	3,240	3,540	4,040
% Difference	15.44%	15.65%	14.02%	13.90%	12.04%	9.01%	8.53%	5.02%
Undergrad Median Increase	9.02%	5.10%	12.40%	8.09%	9.54%	7.23%	8.78%	10.44%
JSU % Increase	4.80%	4.90%	14.02%	8.20%	11.36%	10.20%	9.26%	14.12%

Average Undergrad Median Increase= 8.81%

Undergraduate Median source-ACHE

Amounts based on undergraduate load of 15 hours.

## **Alabama Institutions Undergraduate Tuition**

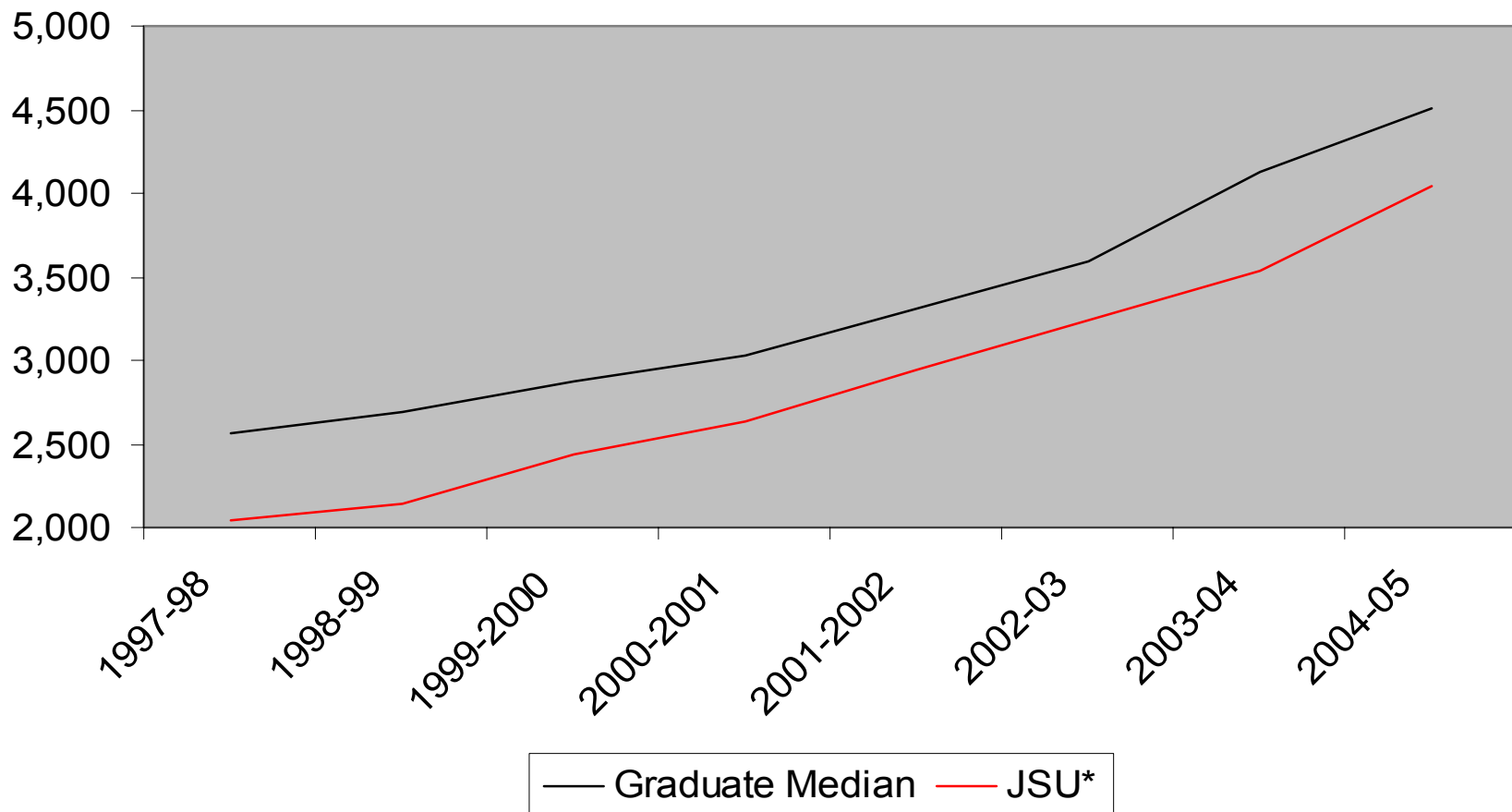
### **Credit Hour Window**

Auburn University	10-15
Troy State University	12-16
University of Alabama	12-17
Alabama State University	12-18
University of West Alabama	12-16
Jacksonville State University	12-16

### **Charge by Credit Hour**

Auburn University at Montgomery  
Alabama A & M University  
University of Montevallo  
University of South Alabama  
University of Alabama at Birmingham  
University of Alabama at Huntsville  
University of North Alabama

## State Tuition & Fee Median Comparison



## Graduate Tuition Plus Required Fees Combined Public Four Year Institutions In-State

---

	<u>1997-98</u>	<u>1998-99</u>	<u>1999-2000</u>	<u>2000-2001</u>	<u>2001-2002</u>	<u>2002-03</u>	<u>2003-04</u>	<u>2004-05</u>
Graduate Median	2,564	2,684	2,880	3,027	3,312	3,596	4,128	4,512
JSU*	2,040	2,140	2,440	2,640	2,940	3,240	3,540	4,040
% Difference	25.69%	25.42%	18.03%	14.66%	12.65%	10.99%	16.61%	11.68%
Graduate Median Increase	7.91%	4.68%	7.30%	5.10%	9.42%	8.57%	14.79%	9.30%
JSU % Increase	1.49%	4.90%	14.02%	8.20%	11.36%	10.20%	9.26%	14.12%

Average Graduate Median Increase= 9.44%

Graduate Median source-ACHE

Amounts based on graduate load of 12 hours.

## Jacksonville State University Proposed Housing Rates for FY 2004-05

	Current Semester Rate	Proposed Increase	New Semester Rate
<b><u>Residence Halls</u></b>			
Crow	\$ 800.00	\$ 40.00	\$ 840.00
Daugette	700.00	35.00	735.00
Dixon	800.00	40.00	840.00
Fitzpatrick	800.00	40.00	840.00
International House	700.00	35.00	735.00
Logan	1,000.00	50.00	1,050.00
Panhellenic House	1,100.00	55.00	1,155.00
Patterson	1,000.00	50.00	1,050.00
Sparkman	850.00	40.00	890.00
		-	
Average	\$ 861.11	\$ 42.78	\$ 903.89
<b><u>University Owned Houses-Average</u></b>	\$ 1,612.00	-	\$ 1,612.00
<b><u>University Owned Apartments</u></b>	\$ 1,150.00	57.50	\$ 1,207.50

**Average Double Occupancy Dorm Rates  
Other Alabama Institutions**

University of Alabama	\$	1,519.00
Auburn University		1,395.00
Troy State University		1,232.00
University of South Alabama		1,181.00
University of North Alabama		1,320.00
University of West Alabama		822.00
JSU's Average Request		904.00



# Go Gamecocks!

\*\*\*\*\*