
JAX STATE
Jacksonville State University™
Fall 2026
Quick Facts

Fall 2026 Total Enrollment: 10,433

This is a **0.9%** increase over Fall 2025 and is the highest in JSU history.

Enrollment by Gender

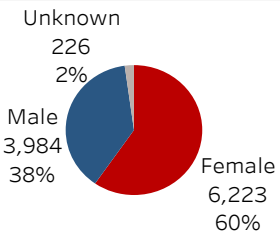

Enrollment by College/School

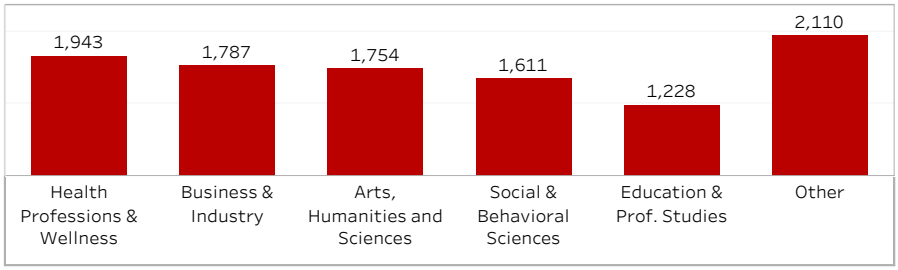

Enrollment Status

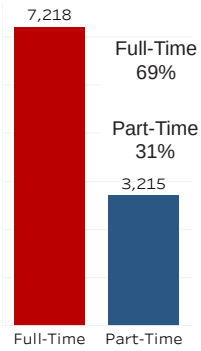

Enrollment by Race/Ethnicity

	Freshman	Sophomore	Junior	Senior	Graduate	Grand Total
American Indian or Alaska Native	17	6	7	8	4	**42**
Asian or Asian American	40	10	12	14	11	**87**
Black or African American	1,107	328	327	385	362	**2,509**
Hispanic	221	94	94	99	48	**556**
Native Hawaiian or Other Pacific Islander	3	2		2	1	**8**
Two or More Races	229	65	64	81	41	**480**
U.S. Nonresident	47	42	70	51	32	**242**
White	2,294	820	941	1,158	817	**6,030**
Other	343	34	35	40	27	**479**
Grand Total	**4,301**	**1,401**	**1,550**	**1,838**	**1,343**	**10,433**

Undergraduate Enrollment: 9,090 undergraduate students make up 87% of JSU's total enrollment and is the highest undergraduate enrollment in JSU history.

Undergraduate Students by Status and Gender

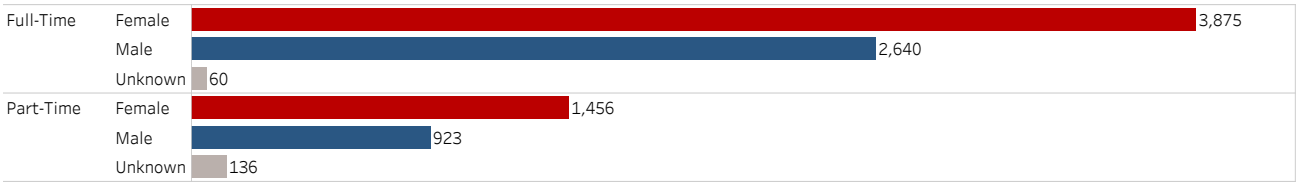

Undergraduate Students by Gender

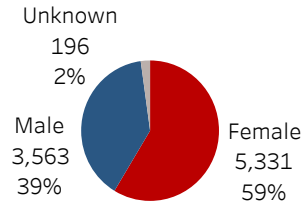

Undergraduate Students by Classification

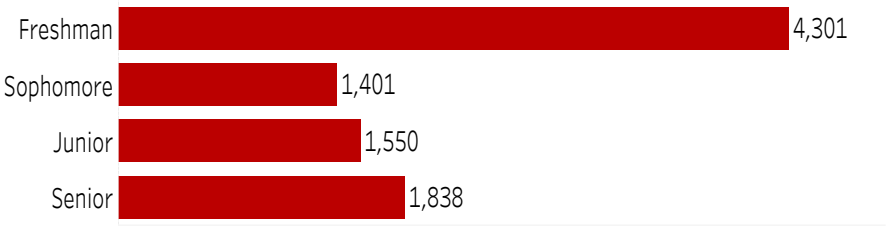

Undergraduate Students by Status

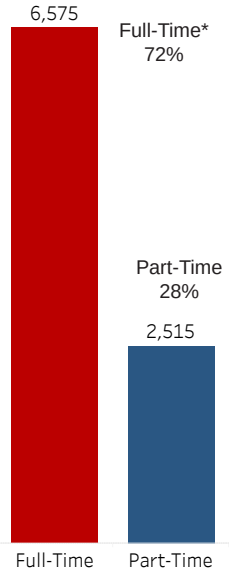

*Based on 12 credit hours

Graduate Enrollment: 1,343 graduate students make up 13% of JSU's total enrollment.

201 doctoral students make up **1.3%** of JSU's total enrollment, and **15%** of JSU's graduate enrollment.

Graduate Students by Gender

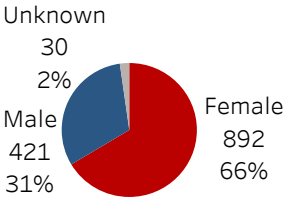

Graduate Students by Status and Gender

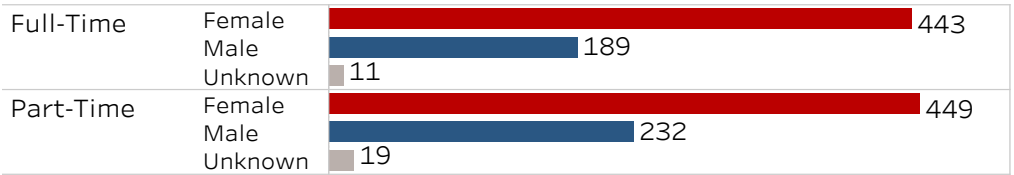

Graduate Students by Status

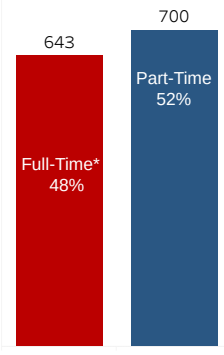

*Based on 9 credit hours

First-Time Freshmen:

1,813 First-Time Freshmen make up **17%** of total enrollment.

The average age of First-Time Freshmen is **18** years.

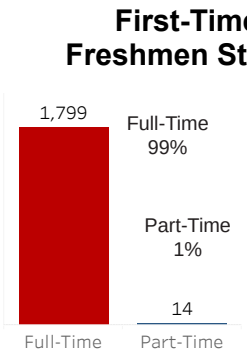

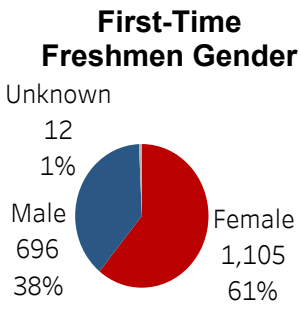

First-Time Transfer Students:

470 students transferred to JSU this fall.

The average age of First-Time Transfer Students is **24** years.

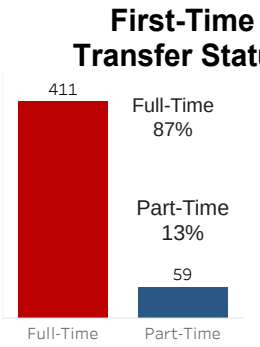

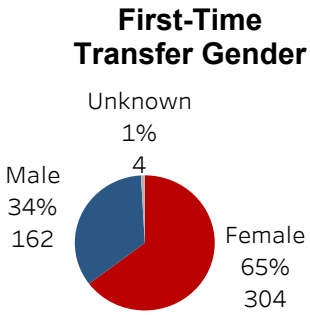

International Student Enrollment:

228 International students representing **51** countries attend JSU.

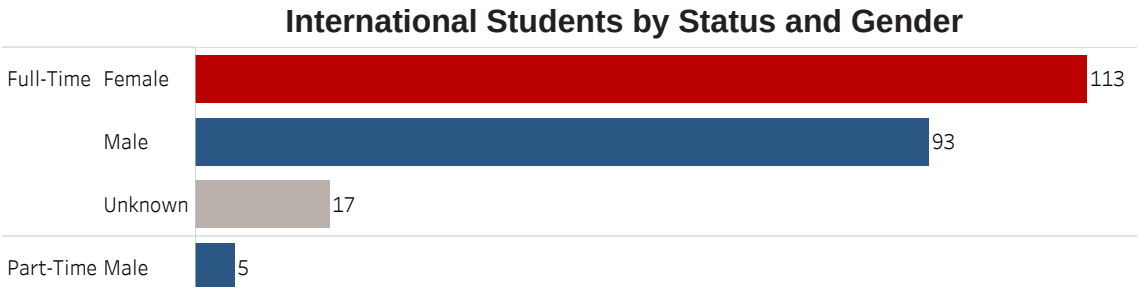

Top 10 Countries of Origin

Nepal	65
Spain	13
India	12
Nigeria	12
France	11
United Kingdom	11
Germany	10
Kenya	9
Bangladesh	6
Canada	6

Dual Enrollment:

1,813 students are participating in the Dual Enrollment program at JSU. This is the largest number of DE students in JSU history.

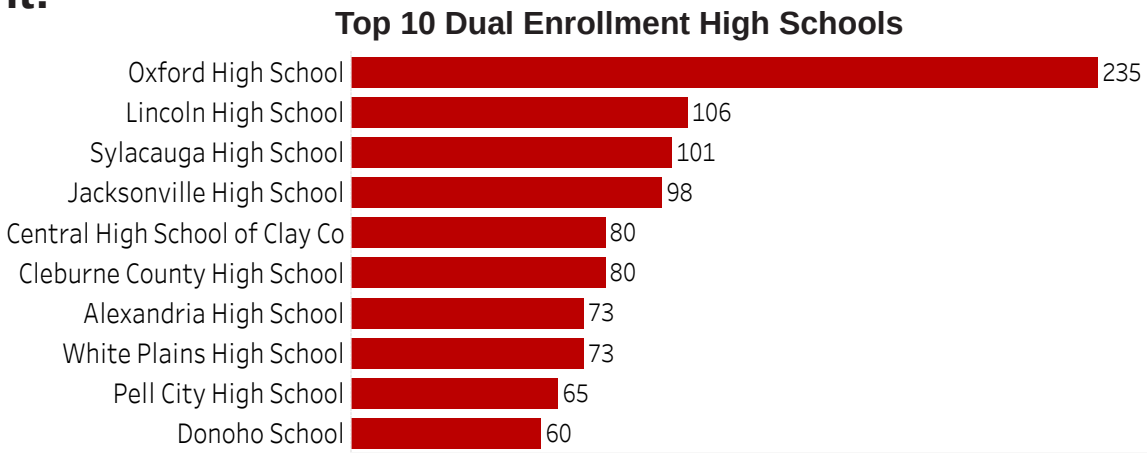

Distance Education:

2,821 JSU Students are enrolled exclusively in Distance Education courses this fall.

The average age of Distance Education Students is **25** years.

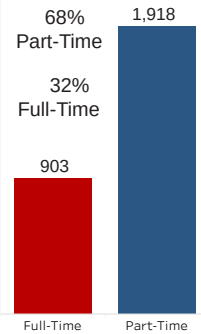

Degrees Conferred

Arts, Humanities and Sciences	435
Business & Industry	360
Education & Prof. Studies	361
Graduate School	16
Health Prof. & Wellness	505
Social & Behavioral Sciences	324
Grand Total	2,001

*Degrees conferred Summer 2025, Fall 2025, Spring 2026

Six-Year Graduation Rates

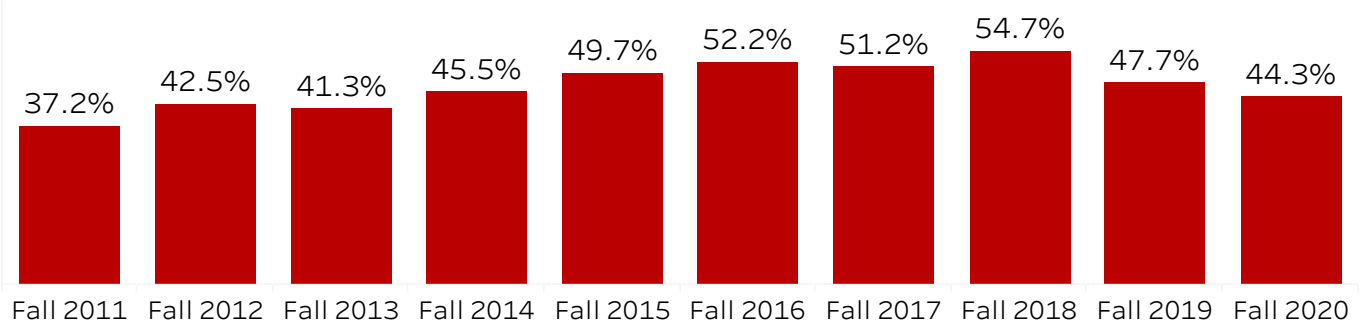

First- and Second-Year Retention Rates

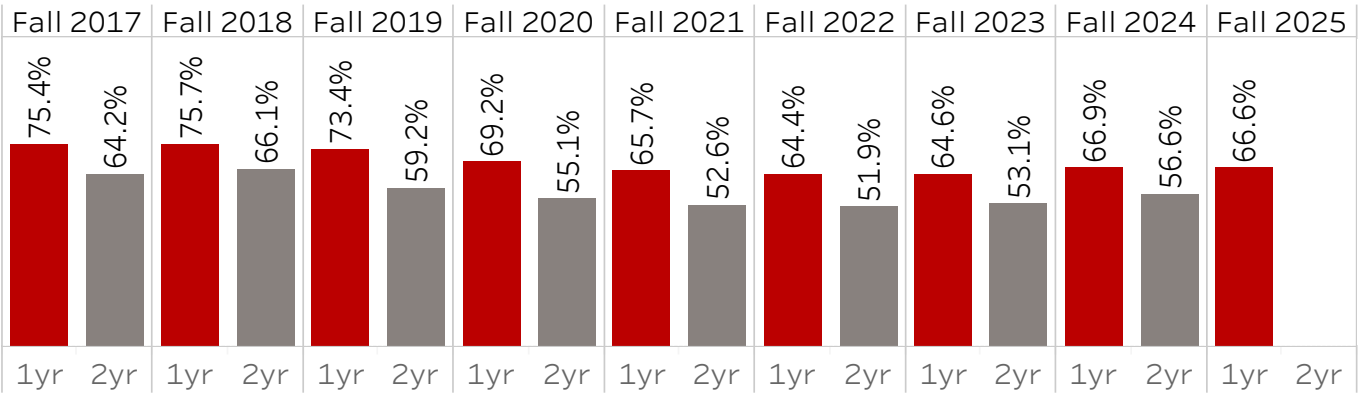

Unduplicated Headcount

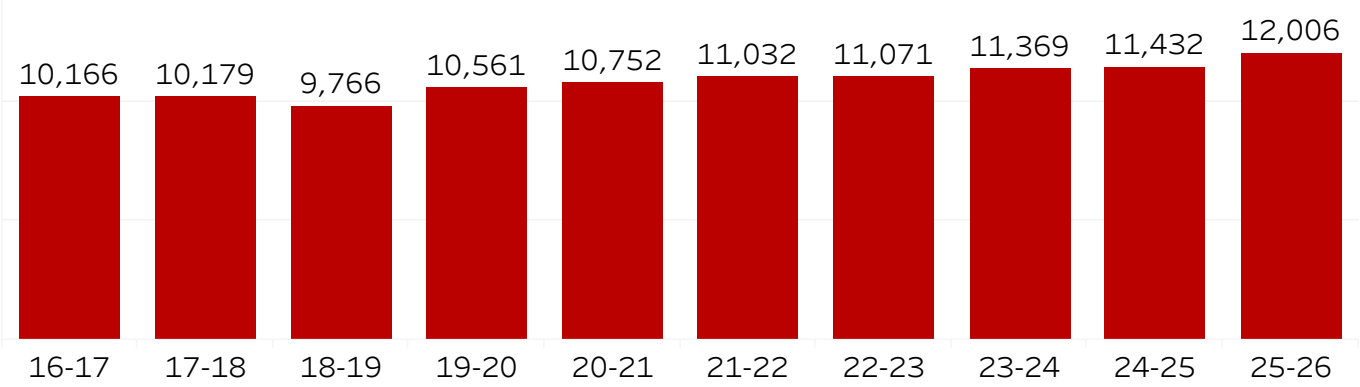

Full-Time Equivalency

Undergraduate*.....7,590 Graduate*.....813 Doctoral*.....83 Overall.....8,486

*Based on IPEDS FTE Formula: Undergraduate: Full-Time Undergraduates + (Part-Time Undergraduates x 0.403543)
Graduate: Full-Time Graduate + (Part-Time Graduates x .361702) Doctoral: Full-Time Doctoral + (Part-Time Doctoral x .361702)

Jacksonville State University
Institutional Research and Effectiveness
307 Angle Hall • 700 Pelham Road North • Jacksonville, AL 36265