



JSU

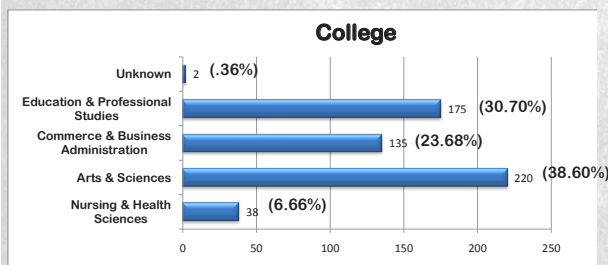
Graduating Senior Survey

Quick Facts

2008 - 2009

570 students completed the survey
from October 2008 - June 2009

Respondent Snapshot



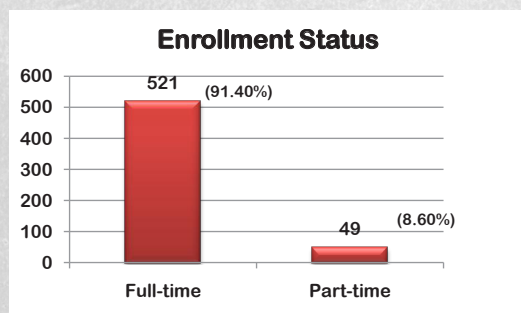
The College of Arts and Sciences made up **38.60%** of the respondents.

Race/Ethnicity	N	%
White/non-Hispanic	405	71.05%
African-American	90	15.79%
Hispanic	6	1.05%
Asian or Pacific Islander	8	1.40%
Not Reported	21	3.68%
Other	5	0.88%
Unknown	35	6.14%
Total	570	1.00

38.42% of respondents lived in off-campus apartments and **36.14%** lived in their own home and **5.54%** lived in dormitories.

Primary residence	N	%
Off-Campus Room/Apt.	219	38.42%
In Own Home	206	36.14%
With Parents/Relatives	110	19.30%
Dormitory	31	5.44%
FraternityHouse	4	0.70%

Three-quarters of the respondents were single and **24.39%** were married.

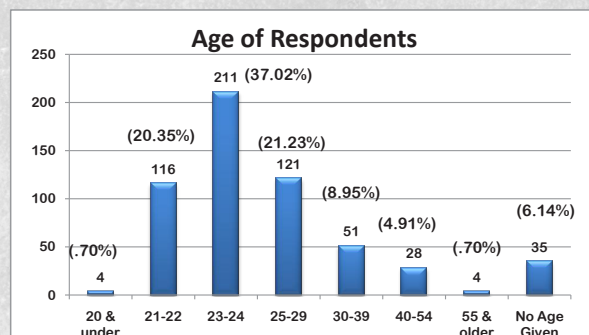


Nearly all of the respondents (**91.40%**) were enrolled full time.

Marital Status	N	%
Single	430	75.44%
Married	139	24.39%
No Answer Given	1	0.18%

Gender	N	%
Female	353	61.93%
Male	215	37.72%
No Answer Given	2	0.35%

61.93% of respondents were female and **37.72%** were male.



Respondents' Perception of their Major

Quality

Nearly all rated the overall quality of their major "good" or "excellent."

Quality	Good & Excellent	N
Overall quality of your major	96.49%	562
Instruction in 300-400 courses in major	94.74%	565
Students in this major	89.82%	533
Courses as preparation for employment	85.44%	556
Courses as preparation for graduate school	84.92%	532
Curricular advising in your major	81.58%	561
Classroom facilities in your department	80.87%	564
Practical experiences / internships	77.90%	568
Career advising in your major	73.86%	551

Post Graduation Plans

More than one-half intended to work full time (59.82%) and planned to look for a job (55.26%) and one third planned to enroll in a graduate program. Sixteen percent indicated that they had already found a job.

Post - Graduation Plans	N	%
Work full-time	341	59.82%
Look for a job	315	55.26%
Enroll in graduate program	191	33.51%
Care for a home / family	86	15.09%
Other	36	6.32%
Undecided	26	4.56%
Enter military services	10	1.75%

Faculty

Faculty	Agree & Strongly Agree	N
Fundamental theories in my field were taught	93.86%	566
Instructors were approachable	89.83%	565
Faculty were professionally competent	87.55%	566
Courses were intellectually stimulating	87.19%	565
Grading procedures were fair	87.19%	567
Department faculty were effective teachers	85.96%	566
Current research methods in my field were taught	85.26%	565
Advisor was willing to help me	82.45%	564
Instructors were accessible outside of class	81.05%	563
At least one professor worked closely with me	81.05%	566
Requirements were explained clearly	79.65%	566
Received sufficient practical training	76.67%	566

The majority of respondents agreed or strongly agreed that *faculty were professionally competent, effective teachers and approachable.*



Verbal Skills

One-half indicated that they frequently *expressed ideas orally, applied concepts to actual problems, and expressed ideas in writing.*

Verbal Skills	Frequently	N
Expressed ideas orally	52.28%	568
Applied concepts to actual problems	51.58%	566
Expressed ideas in writing	48.77%	568
Faculty member expressed interest in my progress	44.21%	568
Participated in a research project	31.93%	568

Respondents' Satisfaction with University Facilities, Services and Climate

General University Environment

General University Environment	Satisfied & Very Satisfied	N
Class Size	90.53%	566
Course content in major	84.91%	564
Testing / Grading System	84.38%	565
Availability of computers	80.70%	565
Out-of-class availability of Instructors	77.01%	566
Attitude of non-teaching staff	69.82%	563
General registration procedures	69.30%	566
Racial / ethnic harmony	65.61%	563
Variety of courses	63.51%	565
Personal security on campus	63.33%	564
Concern for individual student	61.41%	566
Opportunities for campus involvement	60.00%	562
Rules governing student conduct	59.48%	566
Flexibility to design own program	57.37%	564
Availability of needed courses	55.61%	565
Campus cultural programs	47.72%	565
Student voice in Univ. policies	44.39%	566
Student Government Association	42.81%	565
Safety in residence halls	17.19%	295
Greek organizations	14.91%	284
Residence hall rules	14.04%	296

“Class size,” “Course content in major,” “Testing/grading system,” and “Availability of computers” were the most satisfying elements, and “Residence hall rules,” “Greek organizations,” and “Safety in residence halls” were the least satisfying elements in the general University environment.



Facilities

Library holdings for their major were adequate or more than adequate.

Support Facilities	Adequate & More	N
Library holdings for major	92.28%	542
Micro-computer facilities for major	84.03%	506
Laboratory facilities for major	75.61%	506

Education

Over three-quarters (**78.77%**) indicated that they were satisfied or very satisfied with the education they received at JSU.

Satisfaction with JSU education	N	%
Very Satisfied	170	29.82%
Satisfied	279	48.95%
Neutral	52	9.12%
Dissatisfied	15	2.63%
Very Dissatisfied	9	1.58%

Friendliness

A majority of respondents agreed or strongly agreed that JSU is “The friendliest campus in the South.”

Friendliest Campus	N	%
Agree and Strongly Agree	360	63.16%
Neutral	139	24.39%
Disagree & Strongly Disagree	70	12.30%

Respondents' Satisfaction with University Services and Evaluation of Learning Goals

Specific Activities or Services

Specific Activities or Services	Satisfied & Very Satisfied	N
Library	80.17%	532
Computer Labs	74.92%	523
Classroom facilities	69.29%	526
Bursar's Services	67.55%	491
PX / Internet registration	60.70%	454
Food services	59.30%	445
Academic Advising Services	57.19%	440
Laboratory Facilities	56.66%	430
Campus bookstore	53.68%	546
Online courses through DE	53.16%	402
Financial Aid	50.88%	440
Transcript Services	46.67%	375
Parking Facilities	42.98%	544
Stephenson Gym Facilities	39.12%	333
Student Health Services	31.93%	272
Freshman Orientation	31.23%	266
JSU Social Activities	26.67%	259
Police Services	24.92%	266
Recreational & Intramural Sports	22.28%	201
Career Planning Services	20.71%	219
Video-based courses through DE	18.07%	172
Supplemental Learning (tutoring)	17.37%	158
Learning Skills Services	16.48%	156
Resident Halls	16.14%	220
Cooperative Ed.	13.16%	133
Counseling Services	12.80%	132
Honors Courses	12.46%	128
Videoconferencing through DE	12.28%	125
Placement Services	11.93%	149
Veterans Affairs Services	11.75%	124
JSU owned apartments	10.18%	137
CLEP	10.18%	120
Disability Support Services	7.90%	99

The majority of respondents gave a rating of satisfied or very satisfied to "Library" and "Computer labs" services while "Disability Support Services" was rated least satisfying.



Three-quarters or more rated the stated goals "important" or "very important" and their achievement on those goals "good" or "excellent."

Learning Goals	Good & Excellent	Very Important & Important
Listening effectively	91.41%	97.36%
Writing effectively	89.65%	92.81%
Reading Comprehension	89.65%	96.49%
Problem Solving	89.48%	93.86%
Function as a team member	88.77%	92.46%
Computer search & retrieve	88.77%	94.21%
Lifelong commitment to learning	88.42%	94.91%
Analyze, Synthesize, & Evaluate	88.07%	91.93%
Speaking effectively	87.20%	96.15%
Work in ethical manner	86.31%	93.51%
Tolerance of different viewpoints	86.14%	91.23%
Thinking Objectively	85.08%	90.00%
Make formal presentations	84.21%	89.48%
Understanding ecology	83.33%	87.19%
Basic Computer Skills	83.15%	90.17%
Occupational knowledge & skills	81.58%	89.65%
Know how to access information	81.23%	94.04%
Diversity	80.35%	90.87%
Citizenship, rights, etc.	78.78%	87.89%
History-based perspectives	75.79%	79.65%
Understand sci. principles & methods	75.44%	78.95%
Understand & use math	71.58%	81.05%
Resolving interpersonal conflict	69.65%	84.39%
Knowledge of good mental & physical health	67.55%	78.77%
Understand & use statistics	66.67%	70.70%
Understanding another culture/language	61.05%	77.72%
Understand international issues	60.17%	76.15%
Understand/appreciate art, music, etc.	58.42%	56.14%
Technical computer skills	48.77%	58.94%



Office of Institutional Research and Assessment
Jacksonville State University
Dr. Alicia Simmons, Director

203 Bibb Graves Hall, 700 Pelham Road North, Jacksonville, AL 36265
Phone (256) 782-8144 www.jsu.edu/oira email: oira@jsu.edu