


NEXT LEVEL AT JAX STATE



HOUSING OPERATIONS
& RESIDENCE LIFE
JACKSONVILLE STATE UNIVERSITY

MOVE-IN GUIDE 2023

WELCOME HOME GAMECOCKS

DEAR GAMECOCK RESIDENT,

Congratulations on finding your way to the "Friendliest Campus in the South!" We, along with our staff, are busy preparing for your arrival and can't wait to welcome you HOME.

Living on campus provides endless opportunities for getting involved, having fun, and making friends. Our on-campus community is centered around supporting your personal growth and academic success as a JSU Gamecock. It is our mission to continue fostering a vibrant living and learning community that cultivates **personal development, celebrates diversity, promotes leadership, and enhances the educational experience of each resident.**

This guide was designed to help you settle into your new home. As you prepare for the big move, familiarize yourself with our facilities, policies, and move-in procedures. Spend some time thinking about how you will customize your space for comfort and success. Maintaining a safe and healthy environment is a shared responsibility. Let's all do our part to make sure that we protect ourselves and our fellow gamecocks.

We wish you the very best as you begin your collegiate career and look forward to having you as a positive and productive citizen of the JSU Housing Community. Go Gamecocks and #LiveCocky!

Sincerely,



ROCHELLE SMITH
Director of Residence Life



BROOKE LYON
Director of Housing Operations

TABLE OF CONTENTS

- BEFORE YOU ARRIVE..... 3**
 - Packing Checklist
 - How Big is Your Bed?
 - Renters Insurance
- MOVE-IN DAY..... 5**
 - Registering for Check In
 - Checking In
 - Arrival and Unpacking Belongings
- IMPORTANT DATES..... 7**
 - Move-In Days
- WHAT'S IN YOUR HALL?..... 9**
 - Front Desk
 - Laundry Facilities
 - Mail Services
 - Safety and Security
- YOUR ROOMMATE..... 11**
 - Family
 - Interests
 - Negotiables
 - Destiny
- CHANGING ROOMS..... 13**
- CHECKPOINTS..... 14**
- CAMPUS MAP..... 15**
- FOR THE PARENTS..... 17**
- CHECK-IN MAP..... 18**

BEFORE YOU ARRIVE

PACKING CHECKLIST

Your assigned on-campus space is your **home away from home!** We encourage you to make it your own by filling it not only with necessities but also with personal items to add comfort and style. **Appropriate decorations are allowed and encouraged!**

Check out our Pinterest profile for decorating ideas at www.pinterest.com/jsuhousing/



HOW BIG IS YOUR BED?

Crow, Curtiss, Daugette, Dixon, Fitzpatrick, Logan, Meehan, Patterson, Pannell, Salls, and Sparkman Halls are **equipped with twin beds**. Both standard and XL twin bedding are compatible.

Full-sized beds are featured in all of our apartment complexes and houses including: *Campus Inn, Colonial Arms, Jax, The Pointe @JSU, Mountain Street, Goodlett Ave, Penn House Apartments, Pi Kappa Phi House, Kappa Sigma House, and Leadership House for Women.*

Bed risers are not permitted, but bed frames can be adjusted for extra space.

RENTERS INSURANCE

We encourage residents to obtain **renters insurance for their personal property**. Neither JSU nor the Office of Housing Operations and Residence Life assumes responsibility for property that is damaged, lost, or stolen.

We are partnering with a company, GradGuard. We will send out more information closer to move in.



MOVE-IN DAY

WHAT TO DO!

The day has finally come to move into your new home away from home! **We want to make this a fun and stress-free day to kick off the semester.**

Our move-in process will take place over the course of four days and **will be broken up into two parts: a centralized check in and arriving at your housing assignment.**



1 Registering for Check In

We require each resident register for a move-in time slot. **Check your JSU email for the time slot registration link, or visit www.jsu.edu/housing/movingin.html**

We will not be allowing early check ins.

2 CHECKING IN

The housing check in will be located in the Pete Mathews Coliseum parking lot. To check in, you will need to:

- 1) Arrive during your registered check-in time.
- 2) Show your photo ID for your check-in time.
- 3) Complete our online form to accept your assignment and sign the roster online.
- 4) Receive your key packet and important information regarding residential living.

ARRIVAL AND UNPACKING BELONGINGS

After you receive your key packet from our Housing Operations and Residence Life Staff, you may then proceed to your on-campus housing assignment.

We recommend putting labels on your items so they do not get mixed in with other residents' items.

IMPORTANT DATES

8/10 MOVE-IN DAY 01

Daugette, Pannell Hall, Colonial Arms,
Mountain Street, Campus Inn, College,
Penn House, Meehan 4, Salls
10 AM-2:30 PM

8/11 MOVE-IN DAY 02

Fitzpatrick, Logan Hall, Crow Hall,
Meehan 2 &3, Sparkman B, 1, 7, 8
10 AM-2:30 PM

8/12 MOVE-IN DAY 03

Curtiss Hall, Dixon Hall, Patterson Hall,
Meehan 1, Sparkman 4, 5, 6, 9
10 AM-2:30 PM

JULY & AUGUST

MOVE IN 2023

SUN	MON	TUE	WED	THU	FRI	SAT
23	24	25 Football Move in	26	27	28	29
30 Marching Southerners Move in	31 Cheerleaders and Soccer Move in	1 Fraternity and Practicum Move in	2	3	4	5
6	7 Volleyball, Sorority, and LLC Move in	8 Potential Sorority Move in	9	10 Move in Day 01	11 Move in Day 02	12 Move in Day 03
13 Room Change Request Form Opens	14	15	16	17 Classes Begin	18	19
20	21	22	23 Last day to Drop or Add a Class	24	25	26

WHAT'S IN YOUR HALL?

FRONT DESK:

Each residence hall features a front desk where helpful services are provided. Staff members welcome guests, answer questions, and assist with safety measures.

At the front desk, residents can: offer suggestions, register concerns, learn how to submit a work order, inquire about upcoming events, and more.

Get to know your Resident Assistant and know that they are there to help!



LAUNDRY FACILITIES:

Laundry facilities are provided for your convenience in each of the residence halls and some apartments.

Laundry costs are included in your residential rate!

All you need to bring is detergent and other laundry essentials. You can even check machine availability in your laundry room from your smartphone at www.laundryview.com/jsu.

SAFETY AND SECURITY:

All entrance doors are secured with card readers and cameras. Your **student identification card will allow access** to your assigned residence hall.


Please keep your hall secure by meeting your guests at the door and not allowing others to follow you inside upon entering.

Remember to lock the door to your room every time you leave!



MAIL SERVICES:

For more information regarding mail services, visit www.jsu.edu/mailcenter or call **256-782-5290**



FIND YOUR ROOMMATE

COMMUNICATE:

Whether your roommate is already an acquaintance or someone you just met, **it is important to communicate effectively and learn to solve problems early on.**

Use our **F.I.N.D.** method on the next page for help and advice communicating and getting to know your roommate.

It is **important to communicate, setting boundaries and getting to know each other** early on will help resolve issues faster and have a great semester!



F FAMILY

Who you know and love best makes for a **great starter topic** when getting to know your roommate.

I INTERESTS

Share your hobbies and passions from the start. **You may find that you have more in common than you think!**

N NEGOTIABLES

Discuss your biggest pet peeves and **determine each of your negotiables/non-negotiables to avoid potential conflicts.**

D DESTINY

Share what each of you hopes to accomplish at JSU and in life. Discuss your majors, classes, and dreams. **Strive to support one another in accomplishing your goals!**

WE HOPE YOU FIND A LIFELONG FRIEND IN YOUR ROOMMATE!



CHANGING YOUR ROOM

CHECKPOINTS

WHEN & WHAT TO DO:

Room changes **cannot** be considered until move in has been completed for each semester.


You can obtain a Room Change Request form for room and roommate changes online through **RoomPact, our online housing portal.**

Requests will be processed the third full week of classes of each semester and are granted based on availability. **Check with your Residence Life Coordinator or Resident Assistant for more information!**



STUDY

Study this move-in guide to **learn the ins-and-outs of everything you need to know** about living on campus at Jacksonville State University.




PREPARE

Prepare for your move by bookmarking important pages, creating a checklist of essential items, and using the calendar provided on page 8 to keep track of your move. **Remember to check your email and follow @jsuhousing to stay updated on housing.**



RESIDE

Living in a residence hall is a **great opportunity to meet new people and make friends.** Building a welcoming community with your roommates/floormates is a good way to stay plugged in to what is happening on campus.




ORGANIZE

Keep your room organized by using your space efficiently, creating habits of tidying up every day, and communicating with your roommate to find a system that works for you.



UNLOCK

When you pick up your key and unlock your room for the first time, you also unlock the potential for a great semester. **There are endless possibilities for your time here at JSU, so get out there and unlock your best version of you!**




THRIVE

If you follow these tips, you can thrive here in your new HOME. Remember to get out there and forge into a new beginning!

CAMPUS MAP

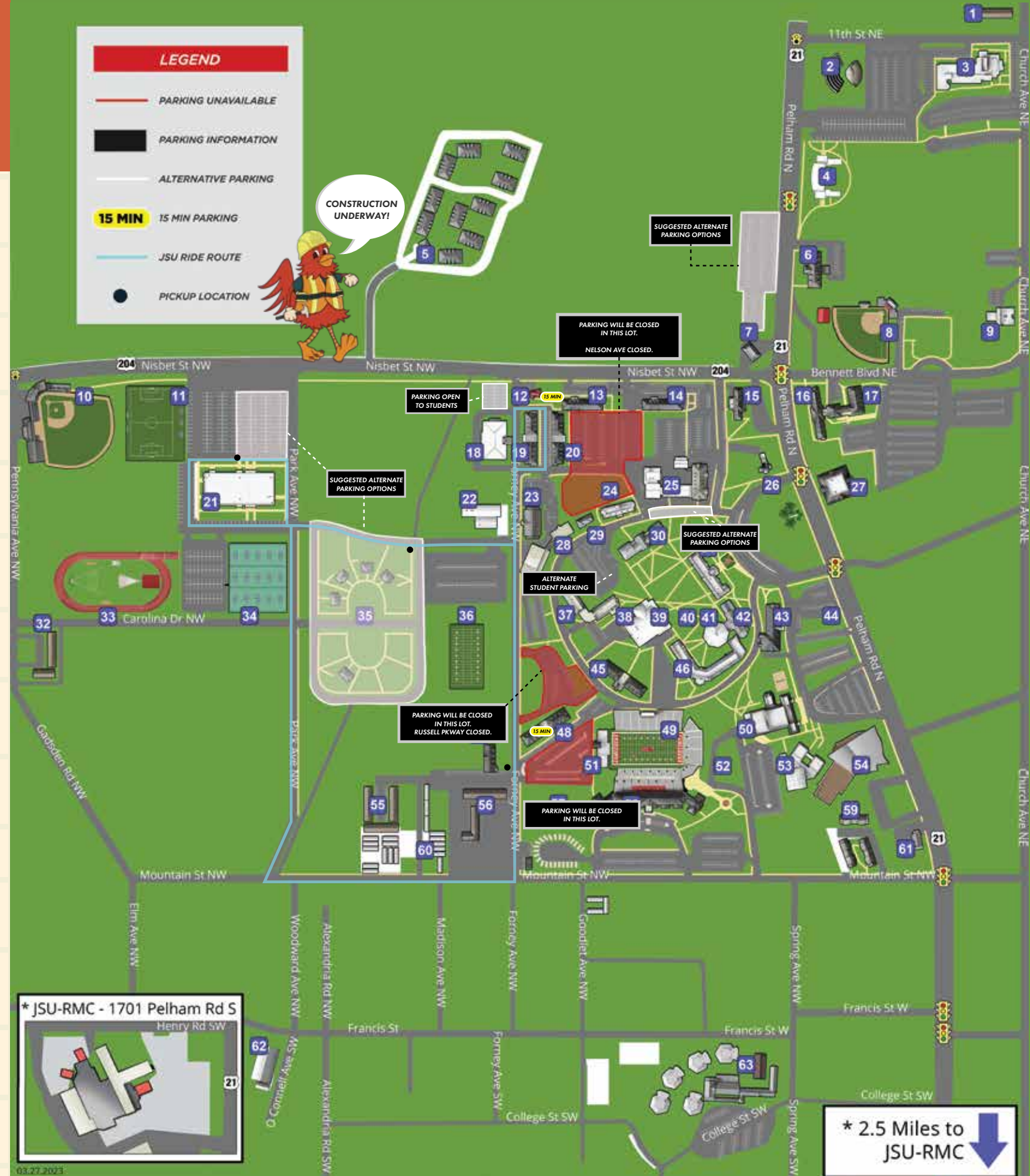
- | | | |
|--|-----------------------------|---|
| 02. Amphitheater | 42. Hammond Hall | 05. The Pointe@JSU |
| 41. Anders Hall (Round House) | 01. Honors House | 26. President's Home |
| 31. Angle Hall | 27. Houston Cole Library | 40. Quad |
| 51. Athletic Fieldhouse | 15. International House | 30. Ramona Wood Building |
| 25. Ayers Hall | 33. Intramural Field/Track | 54. Recreation & Fitness Center |
| 10. Baseball Field | 39. Jack Hopper Dining Hall | 12. Rock House |
| 36. Bennett Field | 55. Jax Apts | 09. Rowe Hall |
| 06. Brewer Hall | 49. JSU Stadium | 47. Salls Hall (University Police) |
| 56. Campus Inn Apts | 53. Kenamer Hall | 63. School of Business & Industry Complex |
| 23. Carlisle Fine Arts Facility | 38. Leone Cole Auditorium | 18. Self Hall |
| 59. Colonial Arms Apts | 14. Logan Hall | 11. Soccer Field |
| 07. Conferences and Support Operations | 62. Longleaf Studios | 08. Softball Field |
| 29. Counseling Services | 16. Martin Hall | 24. Sparkman Hall |
| 20. Crow Hall | 17. McGee Science Center | 50. Stephenson Hall |
| 48. Curtiss Hall | 28. Mason Hall | 03. Stone Center |
| 46. Dauge Hall | 58. Meehan Hall | 34. Tennis Courts |
| 57. Dillon Field | 04. Merrill Building | 43. Theron Montgomery Bldg |
| 19. Dixon Hall | 60. Mountain Street Homes | 44. TMB Lawn |
| 22. Duncan Maintenance | 37. Pannell Hall | 61. University Development |
| 45. Fitzpatrick Hall | 13. Patterson Hall | |
| 52. Gamecock Field | 35. Paul Carpenter Village | |
| | 32. Penn House Apts | |
| | 21. Pete Mathews Coliseum | |



15 CAMPUS MAP

MOVE-IN GUIDE 2023

*Listed in Alphabetical Order



"Buildings are in Numerical Order"

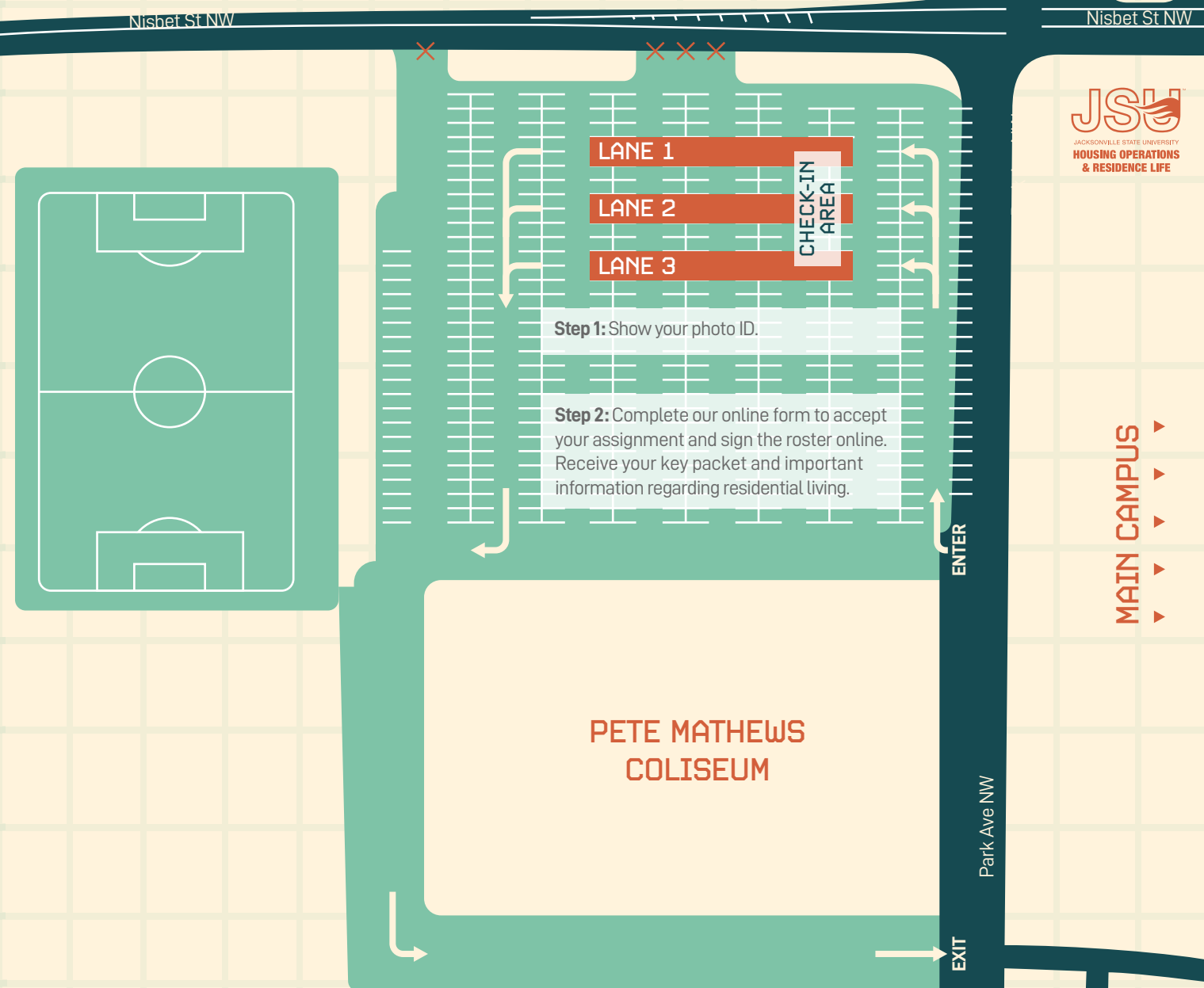

FOR THE PARENTS

STAY UPDATED:

Once your student is moved in and settled, you can still **help them keep track of important deadlines** and information throughout the year by being a member of our *"JSU Housing Parents"* Facebook group and by signing up for the parent newsletter at www.jsu.edu/parents.

Students who want to live on campus again for Fall 2024-Spring 2025 **will need to submit a Current Resident Reapplication in February 2024.**

More information on this process will be **available on our website and in the Facebook group** throughout the academic year.



MAIN CAMPUS

MOVE-IN 2023 CHECK-IN MAP

#LIVECOCKY



JSU.EDU/HOUSING

256-782-5122



JSUHOUSING@JSU.EDU



**HOUSING OPERATIONS
& RESIDENCE LIFE**

JACKSONVILLE STATE UNIVERSITY



@JSUHOUSING