

JaxBooks® 2.0 Faculty LTI Guide

First Day Complete (First Day 2.0 – branded JaxBooks)

Setup for Course Materials Link


Tutorial Video: <https://vimeo.com/303360564>

Canvas External Tool Configuration

Any courses that are using digital courseware materials will need to include a *Course Material* (JaxBooks) link in Canvas so that students can access their digital materials. If the JaxBook link has not already been added by your Admin, please follow the instructions below for setup.

Steps

1. Log into Canvas with your instructor username and password and navigate to the course that requires the Course Materials (JaxBooks) link.
2. Click **Settings** from the left-hand navigation.
 - a. If Settings is not available, make sure that you are in the course as a teacher. Once you are, Settings will appear.
3. Click the **Navigation** tab, and scroll down to the hidden items, at the bottom of the list.
4. Look for **JaxBooks** on the list.
5. Click and hold **JaxBooks** and drag it up to the list of active navigation links.



If the **Purchase JaxBooks** link is an active navigation link, select it and drag it down to the hidden items, to prevent student confusion for this course only.
6. Click **Save**.
7. The JaxBook link will now be available in the left-hand navigation of your course. You may have to refresh your window to see it.
8. Repeat these steps for any additional sections that require the JaxBook link.

Student Experience for Digitally Delivered Publisher Courseware and eBook:

Steps



1. Student signs into their LMS to access their course(s).
2. Student clicks the Course Materials link in the Canvas course. All digitally delivered materials for a student's enrolled courses will be shown in this link.
3. Students would simply click the green actionable button to navigate to their material.
 - a. Depending on content type, some additional steps may be required by the student.

- b. Please note with Publisher Delivery, the student will see no actionable buttons; students will need to navigate to the Publisher's link to access their materials.

The screenshots provide examples of what your student should see in the JaxBooks link based on content type and delivery method for the digitally delivered materials.

To access your digital materials within Canvas:

Delivery Method	Direction
eBook	select the "JaxBooks" link
Courseware – SSO Partner Integration	select the "JaxBooks" link
Courseware – Access Code Reveal	reveal the access code in the "JaxBooks" link and redeem the code at the link provided on that page, or in the publisher's integration in Canvas
Courseware – Publisher Direct	select the publisher's link in your course





Welcome

5 Courses, 5 Materials
Filter by title, author, or ISBN

FirstDay Complete - Digital Bundle

Item Info




Understanding Nursing Research, 7th Edition
ISBN: 9780323532051 By: Susan Grove

Read Now

Reveal Access Code

FirstDay Complete - SSO

Item Info




MyLab Math with Pearson eText (18 Weeks) for Algebra: A Combined Approach plus Third-Party eBook (Inclusiv...
ISBN: 9780136423966 By: Elayn Martin-Gay

Launch Courseware

FirstDay Complete - Access Code

Item Info




Connect Online Access for Intermediate Accounting
ISBN: 9781280356753 By: Spiceland

Reveal Access Code

FirstDay Complete - eBook

Item Info




Cengage Advantage Books: Essentials of Business Law, 5th Edition
ISBN: 9781285974415 By: Jeffrey F. Beatty; Susan S. Sa...

Read Now

FirstDay Complete - Publisher Delivery

Item Info



Massage Therapist's Guide to Pathology: Critical Thinking and Practical Application, 6th Edition
ISBN: 9781496320070 By: Ruth Werner

Notes

Student Support for Course Materials:

We suggest that students provide their name, school email address, school, course information and screenshots of the issue if applicable for any ticket submitted.

Digitally Delivered Materials:

Customer Care is available to help students with questions about accessing their course material or using their eBook. Be sure to share the information below with your students.

Customer Care is available 24 hours a day, seven days a week - 24/7.

- Open a ticket online for the Customer Care team: <https://tinyurl.com/customercarerequest>
- Email the Customer Care team: bookstorecustomercare@bncollege.com
- Call the Customer Care team: 1-844-9-EBOOKS (1-844-932-6657)

Printed Materials:

Students experiencing issues with accessing their print materials via the *JaxBooks* Student Portal, should be directed to the BNC FDC Support Team

- Email the BNC FDC Support Team: FDCSupport@bnccservices.com

Questions? Contact your Bookstore Manager

Kristi Webster

kwebster@bncollege.com

256-782-5283