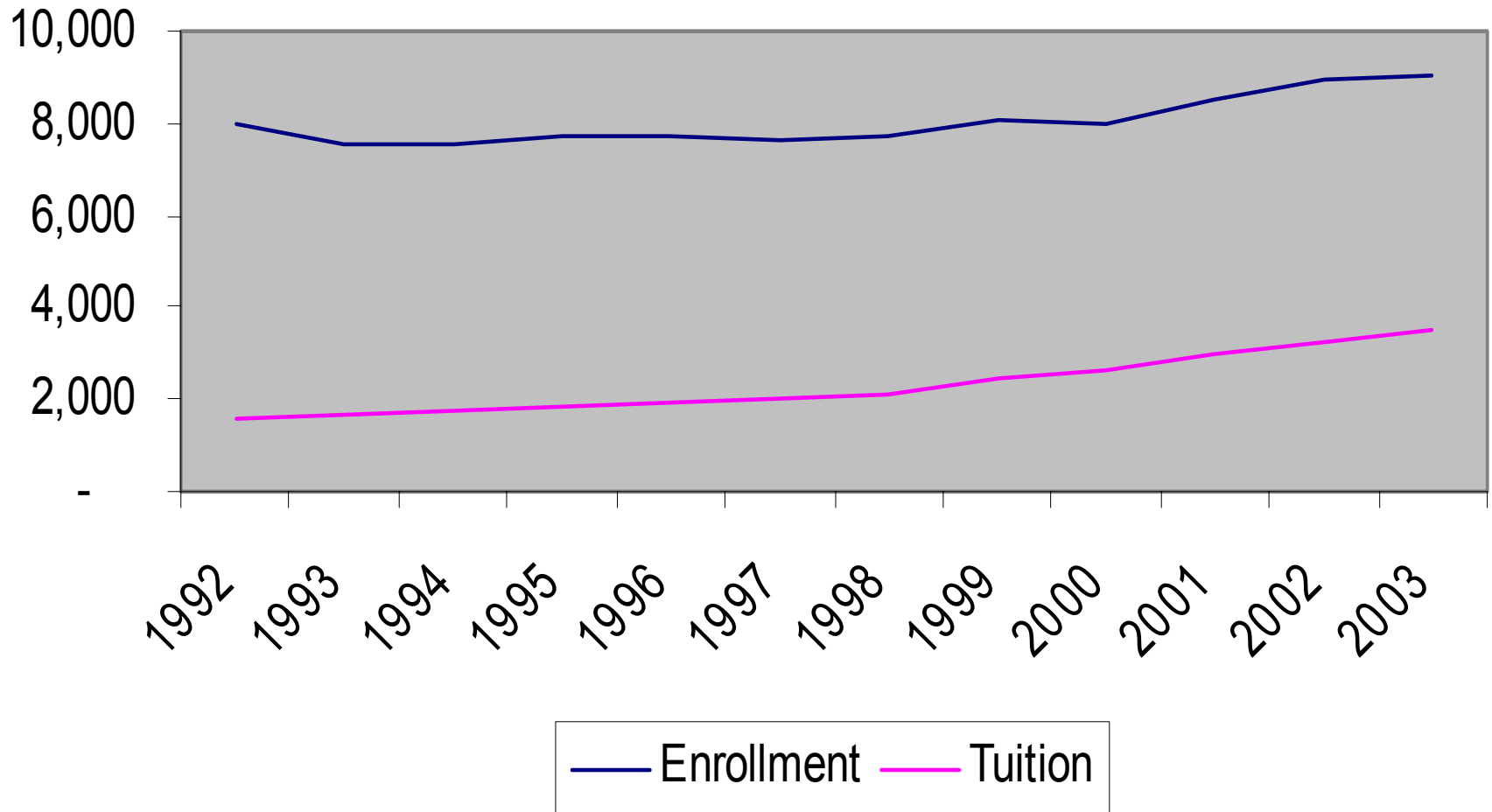


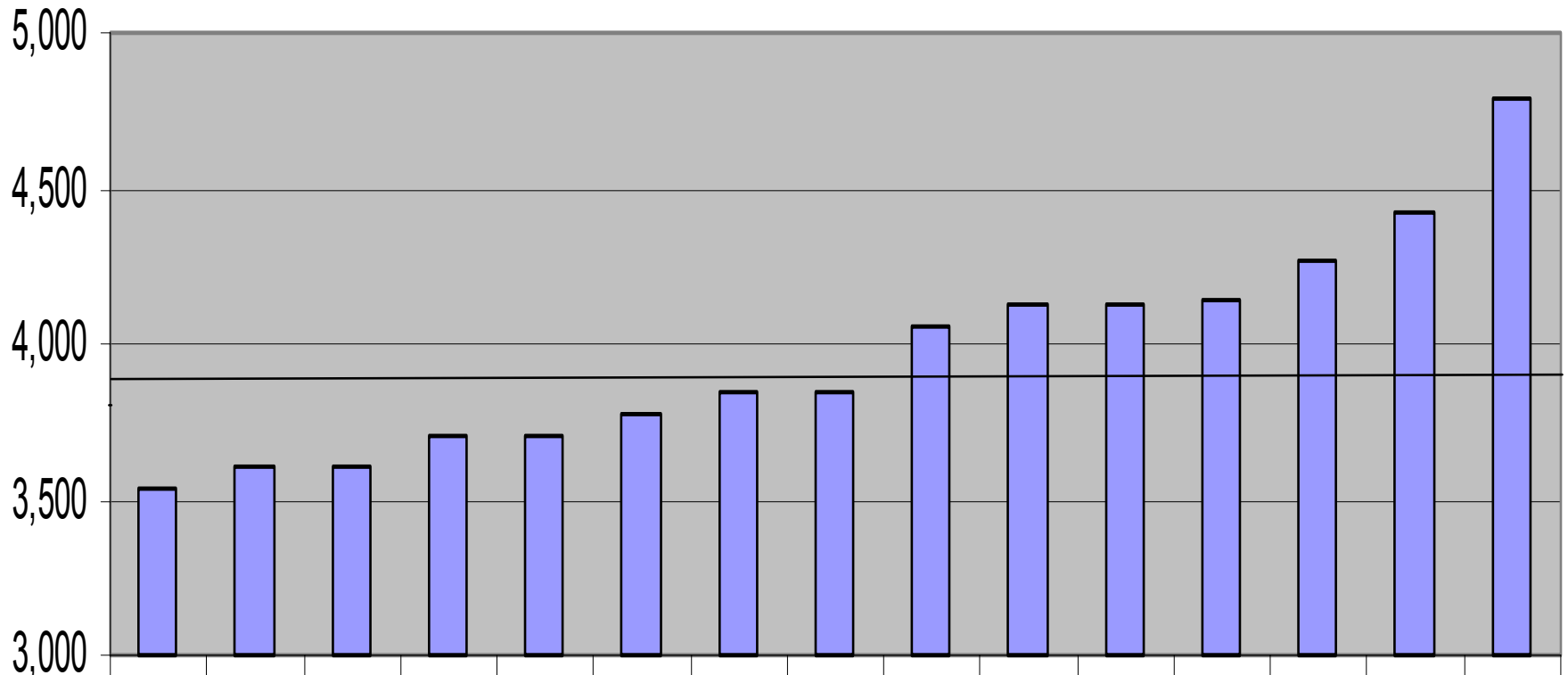
Jacksonville State University  
Board of Trustee Meeting  
April 19, 2004

Tuition, Fee, and Room  
Discussion

# JSU Enrollment and Tuition



## Tuition and Required Fees FY 04



Series1

3,540

3,600

3,600

3,700

3,710

3,770

3,842

3,842

4,060

4,126

4,130

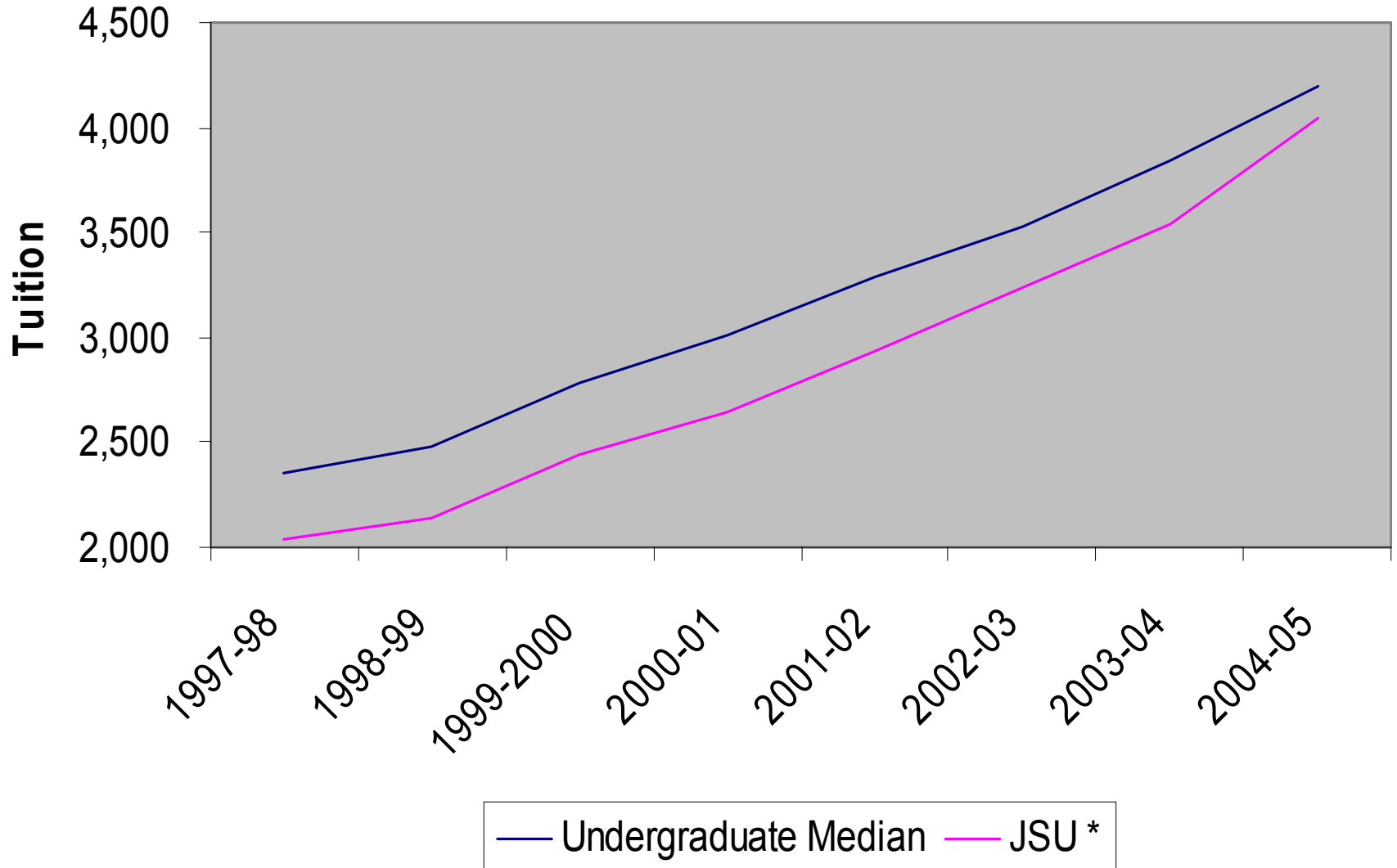
4,134

4,274

4,426

4,784

# State Tuition & Fee Median Comparison



# Undergraduate Tuition Plus Required Fees Combined

## Public Four Year Institutions

### In-State

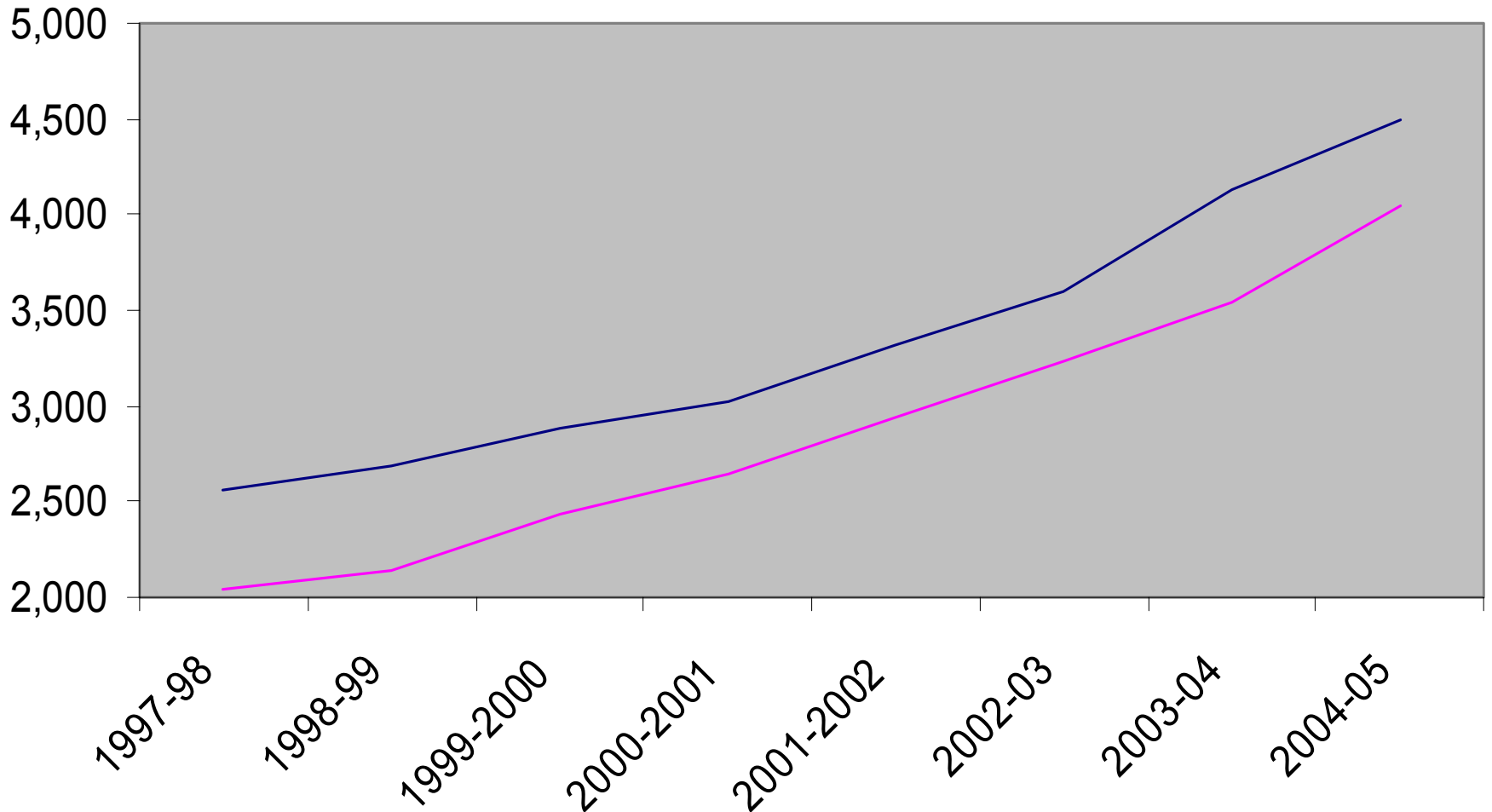
---

	<u>1997-98</u>	<u>1998-99</u>	<u>1999-2000</u>	<u>2000-01</u>	<u>2001-02</u>	<u>2002-03</u>	<u>2003-04</u>	Projected <u>2004-05</u>
Undergraduate Median	2,355	2,475	2,782	3,007	3,294	3,532	3,842	4,196
JSU *	2,040	2,140	2,440	2,640	2,940	3,240	3,540	4,040
% Difference	15.44%	15.65%	14.02%	13.90%	12.04%	9.01%	8.53%	3.86%
Undergrad Median Increase	9.02%	5.10%	12.40%	8.09%	9.54%	7.23%	8.78%	9.21% Avg 5 yrs
JSU % Increase	4.80%	4.90%	14.02%	8.20%	11.36%	10.20%	9.26%	14.12%

Undergraduate Median source-ACHE

Amounts based on undergraduate load of 15 hours.

# State Tuition & Fee Median Comparison



— Graduate Median — JSU\*

# Graduate Tuition Plus Required Fees Combined

## Public Four Year Institutions

### In-State

---

	<u>1997-98</u>	<u>1998-99</u>	<u>1999-2000</u>	<u>2000-2001</u>	<u>2001-2002</u>	<u>2002-03</u>	<u>2003-04</u>	<u>2004-05</u>	Projected
Graduate Median	2,564	2,684	2,880	3,027	3,312	3,596	4,128	4,501	
JSU*	2,040	2,140	2,440	2,640	2,940	3,240	3,540	4,040	
% Difference	25.69%	25.42%	18.03%	14.66%	12.65%	10.99%	16.61%	11.41%	
Graduate Median Increase	7.91%	4.68%	7.30%	5.10%	9.42%	8.57%	14.79%	9.04% Avg 5 yrs	
JSU % Increase	1.49%	4.90%	14.02%	8.20%	11.36%	10.20%	9.26%	14.12%	

Graduate Median source-ACHE

Amounts based on graduate load of 12 hours.

# Jacksonville State University

## Requested Tuition Increase

<u>Revenue/Expenditure Item</u>	<u>Estimated Amount</u>	<u>Tuition Increase % to Cover</u>
Increase In State Appropriations (excludes previously earmarked funds of \$87.908)	\$ (468,940)	-1.64%
 <u>Known Increases</u>		
Teacher Retirement System	300,000	1.05%
Public Education Employees Health Insurance	971,000	<u>3.39%</u>
		2.80%
 <u>Other Considered Increases:</u>		
3% Salary & Equity Adjustment	1,251,000	4.36%
Promotion Increases	70,000	0.24%
Step Raises	210,000	0.73%
Facilities, Utilities, Cleaning	375,000	1.31%
Deferred Maintenance	750,000	2.62%
Technology Plan	450,000	1.57%
SACS Library Funding	140,000	0.49%
		<u>11.33%</u>
	 <u>\$ 4,048,060</u>	 <u>14.12%</u>



**Jacksonville State University  
Proposed Housing Rates  
for FY 2004-05**

	<u>Current</u> <u>Semester Rate</u>	<u>Proposed</u> <u>Increase</u>	<u>New</u> <u>Semester Rate</u>
<b><u>Residence Halls</u></b>			
Crow	\$ 632.50	\$ 167.50	\$ 800.00
Daugette	533.50	166.50	700.00
Dixon	632.50	167.50	800.00
Fitzpatrick	632.50	167.50	800.00
International House	485.00	215.00	700.00
Logan	814.00	186.00	1,000.00
Panhellenic House	900.00	200.00	1,100.00
Patterson	814.00	186.00	1,000.00
Sparkman	643.50	206.50	850.00
 Average	 \$ 676.39	 \$ 184.72	 \$ 861.11
<b><u>University Owned Houses-Average</u></b>	 \$ 1,343.00	 \$ 269.00	 \$ 1,612.00
<b><u>University Owned Apartments</u></b>	 \$ 880.00	 \$ 270.00	 \$ 1,150.00

New services to be provided students include:

Cable TV

Phone Package Upgrade-Caller ID, Voice Mail, and 100 minutes per month long distance

# Average Double Occupancy Dorm Rates

## Other Alabama Institutions

University of Alabama	\$ 1,615.00
Auburn University	1,227.50
Troy State University	1,120.00
University of South Alabama	1,110.00
University of North Alabama	1,000.00
University of West Alabama	822.00

# Jacksonville State University

## Proposed Fee Changes for FY 2004-05

	<u>Current</u>	<u>Proposed</u>	
Freshman Orientation Fee	\$ 40	\$ 65	per student
ID Card Replacement Fee	\$ 5	\$ 15	per processing
Make-up Test Fee C-Base		\$ 50	per student

### Vehicle Registration & Parking Citations

Motor Vehicle Registration Fee	\$ 15	\$ 25	per academic year per decal
Parking in Wrong Zone	\$ 20	\$ 25	per occurrence
No Decal	\$ 20	\$ 25	per occurrence
Improper Parking	\$ 20	\$ 25	per occurrence
Blocking Traffic Flow	\$ 40	\$ 40	per occurrence
Parking in Handicap Zone	\$ 50	\$ 50	per occurrence
Overtime Parking	\$ 20	\$ 25	per occurrence
Improper Decal Display	\$ 12	\$ 15	per occurrence
Boot/Immobilizer	\$ 25	\$ 25	per occurrence

