

Jacksonville State University is a public, comprehensive teaching institution that provides educational, cultural, and social experiences for a diverse undergraduate and graduate student population. As a student-centered university, Jacksonville State University strives to balance academic challenges with a range of support services for students' academic, career, and personal goals. As an academic institution, Jacksonville State University seeks to produce broadly educated graduates with skills for employment, citizenship, and life-long learning. As a comprehensive university, Jacksonville State University supports scholarly and service activities consistent with its academic and professional strengths.

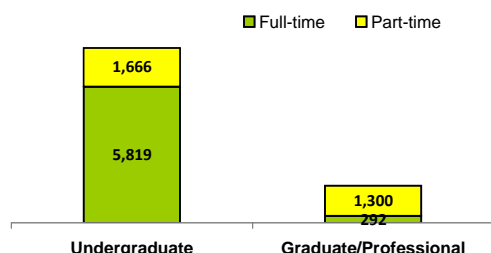
Student Characteristics (Fall 2007)

[More](#)

TOTAL NUMBER OF STUDENTS

9,077

Student Level and Enrollment Status



Undergraduate Success and Progress Rate

Data used to build graph and table are not yet available

UNDERGRADUATE PROFILE

Total

7,485

Gender

Women	4,354	58%
Men	3,131	42%

Race/Ethnicity

African American / Black	1,920	26%
American Indian / Alaskan Native	41	1%
Asian / Pacific Islander	58	1%
Hispanic	74	1%
International	167	2%
White	4,700	63%
Race/Ethnicity Unknown	525	7%

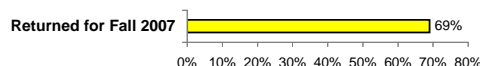
Geographic Distribution (Degree-Seeking)

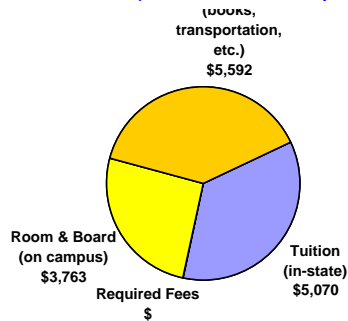
Alabama	81%
Other US States & Territories	17%
Other Countries	3%

Age (Degree-Seeking)

Average Age	23
Percent of Undergraduates Age 25 or Older	23%

Retention of Fall 2006 First-Time, Full-time Students



Costs of Attendance and Financial Aid [More](#)**Typical Undergraduate Costs per Year Without Financial Aid for Full-Time, In-State Students (2007-08)****Total: \$14,425**[CLICK HERE](#) for typical out-of-state costs and any discipline-specific tuition

The cost to attend varies based on the individual circumstances of students and may be reduced through grants and scholarships.

CLICK HERE
To get a cost estimate for students like you!

Financial Aid Awarded to Undergraduates (Fall 2007)**Overall Financial Aid**

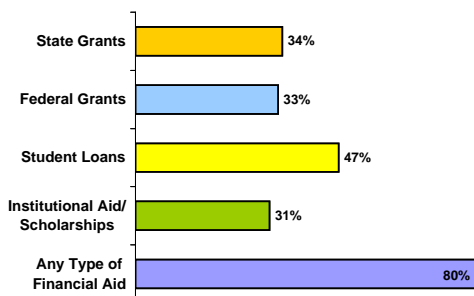
- 94% of Fall 2007 full-time undergraduates received financial aid of some type including need-based loans, work study, and non need-based scholarships.

Annual Need-Based Scholarships & Grants

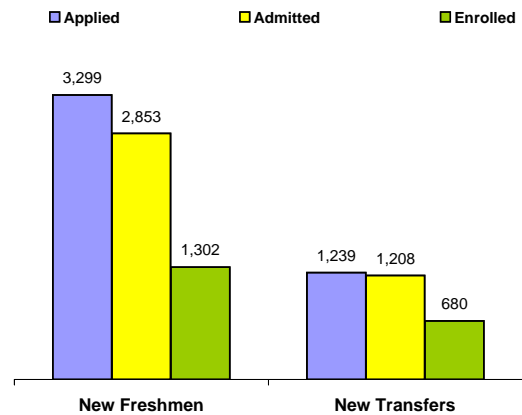
- 89% of Fall 2007 full-time undergraduates received need-based grants or scholarships; the average award for the year was \$4,183.

Annual Need-Based Loans

- 65% of Fall 2007 full-time undergraduates received need-based work-study and/or loans (not including parent loans); the average loan for the year was \$6,133.

Percent of Fall 2007 First-Time Students Receiving Each Type of Financial Aid

NOTE: Student may receive aid from more than one source.

Undergraduate Admissions [More](#)**Academic Preparation of New Freshman****Test(s) Required for Admission: SAT or ACT**

Middle 50% of Test Score Range	ACT	SAT
Composite	17-22	
Math	16-21	410-500
English	16-22	
Critical Reading		410-500

50% of admitted students have test scores within the ranges listed, 25% have scores above, and 25% have scores below.

Percent in top 25% of High School Graduating Class	31%
Percent in top 50% of High School Graduating Class	62%
Average High School GPA (4-point scale)	3.17

Degrees and Areas of Study [More](#)**Degrees Awarded at JSU in 2006-07**

Bachelor's	1,175
Master's	485
Professional (e.g., Law, Medicine)	113
Total	1,773

Areas of Study with the Largest Number of Undergraduate Degrees Awarded in 2006-07

Education	24%
Business/marketing	16%
Health professions and related sciences	13%
Security and protective services	8%
Public administration and social services	6%
All other degree areas	32%
	100%

[CLICK HERE](#) for a list of undergraduate and graduate programs

The Gamecock Community

At JSU, we provide services and programs aimed at the social, intellectual, cultural, and physical development of students. As a student-centered university, we advocate for affordable, quality education and excellence in all aspects of university life for our students. Our vision is to empower students through opportunities for learning enrichment, moral and civic responsibility development, and preparation for their future as successful graduates. Student services include: the Academic Center for Excellence, Career Placement Services, Counseling and Career Services, Cooperative Education Programs, Disability Support Services, Admissions, Financial Aid, Learning Services, Orientation and Advisement Services, Recreational Sports, Student Life, Student Health Center, Tutoring Services, University Housing, and the University Police. Links to all services are provided at: http://www.jsu.edu/student_affairs.html.



Study at JSU

[More](#)

Classroom Environment

Students per Faculty	20 to 1
Undergraduate classes with fewer than 30 students	75%
Undergraduate classes with fewer than 50 students	90%

Full-Time Instructional Faculty

Total Faculty	321
% Women	46%
% from Minority Groups	10%
% with Highest Degree in Field	63%

Carnegie Classification of Institutional Characteristics

Basic Type

Master's Colleges and Universities (larger programs)

Size and Setting

Medium four-year, primarily nonresidential

Enrollment Profile

High undergraduate

Undergraduate Profile

Full-time four-year, inclusive

Undergraduate Instructional Program

Professions plus arts & sciences, some graduate coexistence

Graduate Instructional Program

Postbaccalaureate comprehensive

Student Housing

[More](#)

60% of new freshmen live on campus

15% of all undergraduates live on campus

Campus Safety

[More](#)

The University Police Department provides a diverse and highly visible range of public safety services designed to reduce crime, protect life and property, and support Jacksonville State University in the accomplishment of its institutional mission. As a customer oriented service provider, the professional staff utilizes innovative law enforcement programs as well as established community policing techniques to provide a full range of services to the campus community as well as to the larger Jacksonville community.

[CLICK HERE](#) for Campus Crime Statistics report.

Future Plans of Bachelor's Degree Recipients

Data used to build graph are not yet available

NOTE: Institutional classifications based on the Carnegie 2005 edition.

[CLICK HERE](#) for more information on Carnegie Classifications.

[CLICK HERE](#) for information on survey administration, sample, and response rate.

Student Experiences and Perceptions

Students who are actively involved in their own learning and development are more likely to be successful in college. Colleges and universities offer students a wide variety of opportunities both inside and outside the classroom to become engaged with new ideas, people, and experiences. Institutions measure the effectiveness of these opportunities in a variety of ways to better understand what types of activities and programs students find the most helpful.

[CLICK HERE](#) for examples of how JSU evaluates the experiences of its students.

In addition, institutions participating in the VSA program measure student involvement on campus using one of four national surveys. Results from the one survey are reported for a common set of questions selected as part of VSA. Following are the selected results from the 2005-2006 National Survey of Student Engagement (NSSE). The questions have been grouped together in categories that are known to contribute to student learning and development. The results reported below are based on the responses of seniors who participated in the survey.

[CLICK HERE](#) for information on the NSSE survey.

Group Learning Experiences

- 93% percent of seniors worked with classmates on assignments outside of class.
- 62% of seniors tutored or taught other students
- 19% of seniors spent at least 6 hours per week participating in co-curricular activities such as student organizations and intramural sports

Active Learning Experiences

- 79% of seniors spent at least 6 hours per week preparing for class
- 14% of seniors worked on a research project with a faculty member
- 42% of seniors participated in an internship, practicum, or field experience
- 54% of seniors participated in community service or volunteer work
- 6% of seniors participated in study abroad
- 94% of seniors made at least one class presentation last year

Institutional Commitment to Student Learning and Success

- 95% of seniors believe this institution provides support for student success
- 74% of seniors rated the quality of academic advising at this institution as good or excellent
- 59% of seniors reported that this institution provided help in coping with work, family and other non-academic responsibilities
- 98% of seniors reported working harder than they thought they could to meet an instructor's standards or expectations

Student Satisfaction

- 82% of seniors would attend this institution if they started over again
- 89% of seniors rated their entire educational experience as good or excellent
- 87% of seniors reported that other students were friendly or supportive

Student Interaction with Campus Faculty and Staff

- 68% of seniors believed that the campus staff were helpful, considerate, or flexible
- 87% of seniors believed that faculty are available, helpful, or sympathetic
- 95% of seniors reported that faculty members provided prompt feedback on their academic performance
- 75% of seniors discussed readings or ideas with faculty members outside of class

Experiences with Diverse Groups of People and Ideas

- 73% of seniors reported that they often tried to understand someone else's point of view
- 89% of seniors reported their experience at this institution contributed to their understanding people of other racial and ethnic backgrounds
- 56% of seniors often had serious conversations with students of a different race or ethnicity

Student Learning Outcomes

All colleges and universities use multiple approaches to measure student learning. Many of these are specific to particular disciplines, many are coordinated with accrediting agencies, and many are based on outcomes after students have graduated. In addition, those institutions participating in the VSA measure increases in critical thinking, analytic reasoning, and written communication using one of three tests.

Student Learning Assessment at JSU

Across JSU, assessment of student learning is conducted all the time. It's the way that faculty, departments, and the administration are able to show that students learn content, skills, and have a conducive learning environment. Assessment goes beyond testing and grading individual students in the classroom by introducing assessment measures that are designed to determine if established learning goals and standards are being met by a group of students (i.e., within a classroom, department or university-wide). The Office of Institutional Research and Assessment (OIRA) is responsible for gathering, analyzing and disseminating reports that directly and indirectly assess student learning at an institution level. Direct measures include College Base Academic Subjects Exam (C-BASE), a measure of general education content knowledge (i.e., English, mathematics, science, social studies, and critical thinking) that every undergraduate student is required to complete before graduation. Other direct measures are subject-based and are used by specific departments (i.e., biology, music, etc.), such as the Major Field Test (MFT) and the Area Concentration Achievement Test (ACAT). JSU will pilot t

[CLICK HERE](#) for examples of student learning assessment and outcomes at JSU

Pilot Project to Measure Core Learning Outcomes

Results from the pilot project using one of the three learning outcomes tests are not yet available.