



JACKSONVILLE STATE UNIVERSITY

# Fall 2018 Fact Book



JACKSONVILLE

STATE

UNIVERSITY

# 2018 Jacksonville State University Fact Book



## **Jacksonville State University**

Office of Institutional Research and Effectiveness

700 Pelham Road North

307 Bibb Graves Hall

Jacksonville, Alabama 36265

Phone: 256-782-8142

[www.jsu.edu](http://www.jsu.edu)

View the Fact Book Online at: <http://www.jsu.edu/oira/factbook/index.html>







# Table of Contents

|   |           |   |           |
|---|-----------|---|-----------|
| <b>General Information</b>  |           | Enrollment by Ethnicity/Level                                       | 37        |
| History   | 4         | Enrollment by Gender  | 37        |
| JSU Presidents  | 4         | Enrollment by Level   | 37        |
| Economic Impact on East Central Alabama                             | 4         | Age Distribution of Students  | 38        |
| Accreditation Statement   | 4         | Average Age by Level and Year                                       | 38        |
| University Strategic Plan   | 5         | Enrollment by Alabama Counties of Origin, Fall Semester 2014 - 2018 | 39        |
| Fall 2018 Fast Facts  | 6         | Enrollment by Alabama County-Map                                    | 41        |
| <b>Administration</b>   | <b>7</b>  | Enrollment by Georgia County-Map                                    | 42        |
| University Administration   | 9         | Enrollment by State and Year  | 43        |
| Board of Trustees   | 13        | Enrollment by Southeastern U.S. Region-Map                          | 44        |
| President's Cabinet   | 13        | Undergraduate Enrollment-Dashboard                                  | 45        |
| University Executive Council  | 13        | Graduate Enrollment-Dashboard                                       | 46        |
| <b>Admissions</b>   | <b>15</b> | Online Distance Education Enrollment-Dashboard                      | 47        |
| In-State Fall Tuition, Room and Board                               | 17        | International Enrollment-Dashboard                                  | 48        |
| Office of Admissions Applied/Accepted/Enrolled                      | 17        | <b>Credit Hour Production</b>                                       | <b>49</b> |
| Average ACT Scores of Full-Time, First-Time Freshmen (Fall Terms)   | 17        | Credit Hour Production and Sections Offered By Faculty Status       | 51        |
| First-Time Freshmen-Dashboard                                       | 18        | <b>Academics</b>  | <b>53</b> |
| First-Time Freshmen from Alabama High Schools by County-Map         | 19        | Degrees Offered Current Academic Year                               | 55        |
| First-Time Freshmen from Alabama High Schools by County-List        | 20        | All Students by Program and Degree                                  | 60        |
| First-Time Freshmen Receiving In-State Scholarships-Dashboard       | 29        | Degrees Awarded by Program Classification                           | 64        |
| First-Time Transfer Students-Dashboard                              | 30        | Degrees Awarded by School and Level                                 | 66        |
| First-Time Transfer Students-Top 10 AL 2 Year Colleges              | 31        | <b>Faculty and Staff</b>  | <b>67</b> |
| First-Time Transfer Students-Top 10 AL 4 Year Colleges/Universities | 31        | All Employees by Status, Position, and Year                         | 69        |
| First-Time Transfer Students-Top 10 Colleges/Universities           | 31        | All Employees by Position and Year                                  | 69        |
| Dual Enrollments Students from Participating Alabama High Schools   | 32        | Full-Time Staff by Ethnicity and Gender                             | 70        |
| Dual Enrollment Students by Gender/Ethnicity                        | 32        | Full-Time Faculty by Ethnicity and Gender                           | 70        |
| CORE Scholars as a Percentage of Dual Enrollment Students by Term   | 32        | All Employees by Ethnicity and Gender                               | 70        |
| <b>Enrollment</b>   | <b>33</b> | <b>University Finance</b>   | <b>71</b> |
| Fall Semester Student Enrollment and Full-Time Equivalency by Year  | 35        | Financial Aid by Source   | 73        |
| Enrollment by Year  | 35        | Financial Aid by Type   | 73        |
| Enrollment by Major Student Types                                   | 35        | Financial Aid by Source   | 73        |
| Enrollment-Dashboard  | 36        | Residence Halls and Apartments                                      | 74        |
| Enrollment by School/Classification/Status                          | 37        | Student Housing Occupancy by Year                                   | 74        |
| Enrollment by Ethnicity/Year  | 37        | Statement of Revenues, Expenses and Changes in Net Position         | 75        |
|   |           | Revenues and Expenditures Budget                                    | 76        |
|   |           | Operating Expenditures Budget                                       | 76        |
|   |           | Operating Revenues Budget   | 76        |
|   |           | Capital Assets  | 77        |
|   |           | Grants and Contracts  | 77        |



# General University Information

## History

From modest beginnings, Jacksonville State University has evolved into the educational center of northeast Alabama. The Alabama Legislature, in the 1882-83 session, created a state normal school when Governor Edward O'Neal signed into law a bill creating the school on February 22, 1883. Jacksonville State Normal School acquired the facilities and equipment of Calhoun College, consisting of twelve acres of land and a two-story brick building. The Board of Directors elected James C. Ryals, Jr. as the first president. The school opened with three instructors: W. J. Borden, mathematics; Eliza A. Bowen, English; and Ida J. Woodward, primary department.

The Normal School remained in operation until 1930 when it became Jacksonville State Teachers College, reflecting an increasingly higher education role for the Institution. Five years later, the College earned regional accreditation from the Southern Association of Colleges and Schools. In 1957, the name again changed to Jacksonville State College when the first graduate program - the master's degree in elementary education - was created.

On August 2, 1966, the State Board of Education was authorized to elevate the College to university status. On August 17, 1967, the Legislature established an independent Board of Trustees for the University and divested jurisdiction from the State Board of Education.

In December, 2010, JSU attained SACSCOC Level 5 accreditation status when the Southern Association of Colleges and Schools Commission on Colleges gave approval for the University to begin offering its first doctoral degree, the Doctor of Science in Emergency Management, beginning Fall semester 2011.

## Presidents

Jacksonville State University has been served by twelve presidents: James G. Ryals, Jr. (1883-85); J. Harris Chappel (1885-86); Carlton Bartlett Gibson (1886-92); J. B. Jarrett (1892-93); Jacob Forney, IV (1893-99); Clarence William Dauge (1899-1942); Houston Cole (1942-71); Ernest Stone (1971-81); Theron E. Montgomery (1981-86); Harold J. McGee (1986-99); William A. Meehan (1999-2015); and John M. Beehler (2015-present).

## Economic Impact on East Central Alabama

As of fall 2018, the direct local expenditures of the University, faculty, staff, legacy students and retirees is approximately \$364.9 million. This amount is composed of \$27.7 million spent by faculty and staff, \$85.1 million spent by students, \$185.6 million by legacy students, \$8.1 million spent by retirees and \$58.4 million (excluding wages and salaries) spent by the University. The direct impact of \$364.9 million with the multiplier or re-spending resulted in a total of \$620 million total economic impact.

## Accreditation

Jacksonville State University is accredited by the Southern Association of Colleges and Schools Commission on Colleges to award bachelor's, master's, educational specialist, and doctoral degrees. Contact the Commission on Colleges at 1866 Southern Lane, Decatur, Georgia 30033-4097 or call 404-679-4500 for questions about the accreditation of Jacksonville State University.



# University Strategic Plan

## Vision

Jacksonville State University will be recognized nationally for excellence in providing a transformational learning environment that supports student success and engagement, regional stewardship and innovation.

## Mission

Jacksonville State University, as a learning-centered community, provides distinctive educational, cultural and social experiences to prepare students to be competent, ethical professionals and engaged, responsible, global citizens.

## Core Values

Jacksonville State University is committed to:

- Student-Centered Culture
- Excellence
- Transformation
- Innovation
- Engagement
- Stewardship
- Integrity
- Inclusivity

## Key Strategic Initiatives

- Increase Enrollment
- Expand Regional Stewardship
- Enhance University Resources
- Expand Innovative Educational Experiences
- Enhance Branding and Marketing
- Enhance Human Capital
- Enhance University Infrastructure



# Fall 2018 Fast Facts

## Enrollment by Level

- Undergraduate: 7,321
- Graduate: 997
- Doctoral: 161
- Total: 8,479

## Credit Hours by Level

- Undergraduate: 87,295
- Graduate: 6,553
- Doctoral: 900
- Total: 94,748

## Degrees Awarded in FY 2017-2018 by Level

- Undergraduate: 1,304
- Graduate: 362
- Doctoral: 8
- Total: 1,674

## FY 2019 Operating Budget (Dollars in Thousands)

- Unrestricted = \$112,443
- Restricted = \$8,780
- Auxiliary Enterprises = \$11,798
- Total = \$133,021

## Faculty and Staff Headcount

- Faculty: 480
- Staff/Administrative: 667
- Total Headcount: 1,147

## Library Collections

### Physical Collections:

- Books: 634,965 titles
- Media (includes videos, records, filmstrips, etc.): 10,148

### Digital/Electronic Collections:

- Ebooks: 48,712
- Databases: 468
- Streaming Videos: 91,306
- Streaming Audios: 100,977

Total Collections: 886,576

## Real Estate\*

- 464 Acres of Land
- 2.2M Square Feet of Facilities

## Space Distribution (in Square Feet)\*

- Administrative: 66,184
- Instructional: 671,927
- Athletics: 248,972
- Residential Facilities: 764,272
- Miscellaneous: 496,524
- Maintenance: 25,695

\* These numbers have not been updated since the March 2017 tornado because at the present time, they cannot be determined. These numbers reflect the totals for Fall 2017.



# Administration









# University Administration

## President's Office

### President

Auditor

Environmental Health and Safety

Risk Management

Legal Counsel

### John M. Beehler

Nelson D. Clark

Jess Godbey, Director

Jess Godbey, Director

Sam Monk

## Academic Affairs

### Provost and Vice President

#### Vice Provost

#### Associate Vice Provost

Academic Advisement

Academic Center for Excellence

Academic Services

Faculty Commons

Graduate Studies

Honors Program

Learning Services

Online@JSU

Sponsored Programs

University Registrar

### Rebecca O. Turner

#### Joe Walsh

#### Lisa Williams

Michelle Green, Director

Debra James, Director

Lori Owens, Director

TBD, Director

Andrea Porter, Director

Lori Owens, Director

Courtney Peppers, Director

Joe Walsh, Director

TBD, Senior Director

Emily White, Registrar

## School of Arts and Humanities

### Dean

Art

Drama

English

History and Foreign Languages

Music

Band (Southerners)

English Language Institute

### Staci Stone

Seth Johnson, Department Head

Randy Blades, Department Head

Robert Felgar, Department Head

Gordon Harvey, Department Head

Thomas McCutchen, Department Head

Ken Bodiford, Director

Nick Cates, Director

## School of Business and Industry

### Dean

#### Associate Dean

Applied Engineering

Communication

Finance, Economics and Accounting

Management and Marketing

Center for Economic Development & Business Research

Center for Manufacturing Support

Small Business Development Center

WLJS Radio/Chanticleer

### Bill Fielding

#### Louise Clark

Chris Marker, Department Head

Kingsley Harbor, Department Head

William Scroggins, Department Head

Brent Cunningham, Department Head

Jennifer Green, Director

Chris Marker, Director

Ken Grissom, Director

Mike Stedham, Director

## School of Education

### Dean

#### Associate Dean

Curriculum and Instruction

Educational Resources

Family and Consumer Sciences

Secondary Education

Center for Autism Studies

Clinical Experiences

In Service Center

Instructional Services

Harper Child Development Center

Teacher Education Services

### Tommy Turner

#### Janet Bavonese

Melinda Staubs, Acting Department Head

Stacey Gill, Department Head

Debra Goodwin, Department Head

Emily Sims, Department Head

Janet Bavonese, Director

Brandy Russell, Assistant Director

Eric Lee, Director

Tim Whittemore, Director

Jill Marsh, Director

Lisa Light, Director

# University Administration (Continued)

## School of Health Professions and Wellness

### Dean

#### Associate Dean

Kinesiology  
Nursing and Respiratory Therapy  
Respiratory Therapy  
Academic Advisement and Certification  
Academic Services, Undergraduate Traditional  
Center for Best Practices in Teaching and Learning  
Clinical Education for Respiratory Therapy  
Clinical Services  
Graduate Nursing Programs  
Wellness Center

## Library

### Dean

Public Services  
Technical Services

## School of Human Services and Social Sciences

### Dean

Criminal Justice  
Emergency Management  
Military Science  
Political Science and Public Administration  
Psychology  
Sociology and Social Work  
Center for Applied Forensics  
Center for Behavioral Studies  
Center for Best Practices in Law Enforcement  
Center for Disaster Preparedness and Community Resilience  
Center for Emergency Preparedness

## School of Science

### Dean

Biology  
Chemistry and Geosciences  
Math, Computing and Information Sciences  
Center for Information Security Assurance

## Athletics

### Director of Athletics

Senior Associate Athletic Director  
Assistant Athletic Director Academics and SWA  
Assistant Athletic Director/Compliance  
Associate Athletic Director/Media Relations  
Cheerleading Coach  
Coordinator of Athletic Operations  
Director of Sports Performance  
Head Baseball Coach  
Head Football Coach  
Head Men's Basketball Coach  
Head Men's & Women's Golf Coach  
Head Men's and Women's Tennis Coach  
Head Soccer Coach  
Head Softball Coach  
Head Trainer  
Head Volleyball Coach  
Head Women's Basketball Coach  
Head Women's & Men's Track/Cross Country Coach  
Rifle Team Coach  
Strength and Conditioning Coach

### Christie Shelton

#### Betsy Gullledge

Gina Mabrey, Department Head  
Betsy Gullledge, Department Head  
Ed Goodwin, Director  
Tammy Johnson, Director  
Kristi Killingsworth, Director  
Lori Hill, Director  
Andres Crawley, Director  
Amber Law, Director  
Rebecca Peinhardt, Director  
Gina Mabrey, Director

### John-Bauer Graham

John Upchurch, Director  
Jodi Poe, Director

### Maureen Newton

Ronald Mellen, Department Head  
Jeff Ryan, Department Head  
Major Cory Roberts, Director  
Tim Barnett, Department Head  
Paige McKerchar, Department Head  
Maureen Newton, Department Head  
Mark Hopwood, Director  
Paige McKerchar, Director  
Rick Davis, Director  
Jane Kushma, Director  
Jeff Ryan, Director

### Tim Lindblom

Lori Hensley, Department Head  
L. Joe Morgan, Department Head  
Vijaya Gompa, Department Head  
TBD, Director

### Greg Seitz

Greg Bonds  
Tracy Broom  
Misty Ray  
Josh Underwood  
R.J. Conroy  
Steve Gillispie  
Brandon Schoeneck  
Jim Case  
John Grass  
Ray Harper  
James Hobbs  
Andres Amores  
Neil Macdonald  
Jana McGinnis  
Dustin Hill  
Todd Garvey  
Rick Pietri  
Steve Ray  
Ron Frost  
Gavin Hallford



# University Administration (Continued)

## External Affairs

### Chief Officer

Community Engagement  
Continuing Education and Outreach  
Environmental Policy and Information Center  
Government Relations

### Don Killingsworth

Andy Green, Director  
Belinda Blackburn, Director  
Pete Conroy, Director  
Don Killingsworth, Chief Officer

## Finance and Administration

### Vice President

Auxiliary Services  
    Housing  
    Print Shop  
Capital Planning and Facilities  
    Assistant Director  
    Building Services  
    Campus Grounds and Athletic Fields  
    General Maintenance and Housing  
    HVAC  
    Warehouse  
Controller  
    Disbursements  
    Payroll and Accounts Payable  
    Student Accounts  
Information Technology  
    Enterprise Information Systems  
    Network Architecture and Infrastructure Support  
    Technology Support  
    User, Security and System Support  
Institutional Research and Effectiveness  
Procurement and Fixed Assets  
University Budgets, Grants, and Contracted Accounting  
University Police  
    Accreditation  
    Communications Specialist  
    Emergency Management Specialist  
    Investigations  
    Operations  
    Parking  
    Safety Security

### James Brigham

James Brigham, VP for Finance & Admin.  
Brooke Lyon, Director  
TBD, Director  
David Thompson, Director  
Josh Moses  
Doug Phillips, Supervisor  
Tyler Law, Superintendent  
Tony Hulse, Supervisor  
Mark Steward, Supervisor  
Dusty Christopher, Manager  
Kevin McFry  
Stephanie Crosson, Accountant  
Lori Stephenson, Assistant Director  
Alice Wudarczyk, Assistant Controller  
Vinson Houston, Chief Information Officer  
Alan Wallace, Director  
Mark Matthews, Director  
Matthew McFall, Director  
Sean Ponder, Director  
Kim Presson, Director  
Denise Hunt, Director  
Robin Yarbrough, Director  
Rob Schaffer, Chief  
Brian Mann, Deputy Chief  
Jason Sumner  
Elizabeth Morrow  
Carl Preuninger, Captain  
Brandon Singleton, Captain  
Buddy Smith  
Michelle Page

## Human Resources and Diversity

### Chief Officer

HRIS and Class and Compensation  
Talent Acquisition and Benefits Administration

### Heidi Louisy

Tammy Howell, Assistant Director  
Christy Ivey, Assistant Director

## Student Affairs

### Vice President

### Associate Vice President for Enrollment Management

Admissions  
Career Services  
Community Standards and Student Ethics  
Counseling and Testing Services  
Dean of Students  
Disability Support Services  
Financial Aid  
International House and Programs  
Residence Life  
RMC Student Health Center  
Veteran's Services

### Timothy King

### Emily Messer

Lauren Findley, Director  
Becca Turner, Director  
Lauren Lowell, Director  
Julie Nix, Director  
Terry Casey, Dean  
Julie Nix, Director  
TBA, Director  
Chandni Khadka-Walsh, Director  
Rochelle Smith, Director  
Shelley Hodges, Director  
Justin Parker, Director

# University Administration (Continued)

## University Advancement

### Vice President

Academic Development

Athletic Development and Marketing

Alumni Relations

Marketing and Communications

Instructional Media and Special Events

Marketing and Licensing

Photography

Public Relations

TV Services

Webmaster

University Development

### Charles Lewis

Bill Nash, Director

Ed Lett, Director

Kaci Ogle, Director

Tim Garner, Chief Officer

Tony Gravette, Lead Specialist

Mary Smith, Director

Matt Reynolds, Director

Buffy Lockette, Director

Mike Hathcock, Director

Chris Newsome, Director

Earl Warren, Director





# University Administrative Structure

## Board of Trustees

| <b>Trustee Name</b>                     | <b>District</b>        | <b>Term</b>          |
|---|------------------------|----------------------|
| The Honorable Kay Ivey                  | Governor of Alabama    | President Ex Officio |
| Senator Vivian Davis Figures            | First                  | 2012-2023            |
| Ms. Gale Saxon Main                     | Second                 | 2012-2023            |
| Mr. William Ronald Smith (Chair)        | Third                  | 2004-2022            |
| Mr. Greg Brown                          | Third                  | 2016-2021            |
| Mr. Clarence W. Dauge III               | Fourth                 | 2012-2023            |
| Mr. Randall Jones                       | Fifth                  | 2008-2021            |
| Mr. Rusty Fuller                        | Sixth                  | 2016-2019            |
| Mr. Thomas W. Dedrick, Sr. (Vice Chair) | Seventh                | 2008-2019            |
| Mr. Randy Owen                          | At Large               | 2000-2024            |
| Mr. Tony Ingram                         | Out of State, At Large |                      |

## President

John M. Beehler, Ph.D., CPA

## President's Cabinet

Dr. Rebecca Turner, Provost and Vice President for Academic Affairs  
Dr. Charles Lewis, Vice President for University Advancement  
Dr. Tim King, Vice President for Student Affairs  
Mr. Greg Seitz, Athletic Director  
Dr. Don Killingsworth, Chief Officer, External Affairs  
Mr. Jim Brigham, Vice President for Finance and Administration/CFO  
Dr. Heidi Louisy, Chief Officer, Human Resources and Diversity  
Mr. Samuel H. Monk II, Legal Counsel

## University Executive Council

Dr. John M. Beehler, President  
Dr. Rebecca Turner, Provost and Vice President for Academic Affairs  
Dr. Charles Lewis, Vice President for University Advancement  
Dr. Tim King, Vice President for Student Affairs  
Dr. Emily Messer, Associate Vice President for Enrollment Management  
Mr. Vinson Houston, Chief Information Officer  
Mr. Jim Brigham, Vice President for Finance and Administration/CFO  
Mr. Nelson Clark, Auditor  
Dr. Heidi Louisy, Chief Officer, Human Resources and Diversity  
Dr. Don Killingsworth, Chief Officer, External Affairs  
Mr. Tim Garner, Chief Officer, Marketing  
Mr. Greg Seitz, Athletic Director  
Mr. Samuel H. Monk II, Legal Counsel  
Dr. Joe Walsh, Vice Provost  
Dr. Staci Stone, Dean, School of Arts and Humanities  
Dr. Bill Fielding, Dean, School of Business and Industry  
Dr. Tommy Turner, Dean, School of Education  
Dr. Christie Shelton, Dean, School of Health Professions and Wellness  
Dr. Maureen Newton, Dean, School of Human Services and Social Sciences  
Dr. Tim Lindblom, Dean, School of Science  
Mr. John-Bauer Graham, Dean, Houston Cole Library  
Ms. Kim Presson, Director, Institutional Research and Effectiveness  
Dr. Patrick McGrail, President, Faculty Senate  
Ms. Kasey Gamble, President, Student Government Association







# Admissions

JACKSONVILLE  
STATE  
UNIVERSITY



**MAKE  
SOME  
NOISE**

**TSU**

**GAME**





### In-State Fall Tuition, Room and Board by Year

| Description                      | 2014    | 2015    | 2016    | 2017    | 2018    |
|----------------------------------|---------|---------|---------|---------|---------|
| Undergraduate Tuition            | \$3,396 | \$3,600 | \$3,600 | \$3,708 | \$3,888 |
| Graduate Tuition                 | \$3,141 | \$3,339 | \$3,339 | \$3,438 | \$3,438 |
| Doctoral Tuition                 | \$3,141 | \$3,339 | \$3,339 | \$3,438 | \$3,438 |
| Estimated on Campus Room & Board | \$3,493 | \$3,564 | \$3,564 | \$3,949 | \$3,747 |

### Office of Admissions

| YR   | Freshmen |          |          |            | Transfer |          |          |            | Total   |          |          |            |
|------|----------|----------|----------|------------|----------|----------|----------|------------|---------|----------|----------|------------|
|      | Applied  | Accepted | Enrolled | Percentage | Applied  | Accepted | Enrolled | Percentage | Applied | Accepted | Enrolled | Percentage |
| 2014 | 2,969    | 2,472    | 1,185    | 48%        | 1,275    | 1,001    | 661      | 66%        | 4,244   | 3,473    | 1,846    | 53%        |
| 2015 | 3,092    | 2,059    | 1,049    | 51%        | 1,180    | 875      | 516      | 59%        | 4,272   | 2,934    | 1,565    | 53%        |
| 2016 | 5,007    | 2,650    | 1,320    | 50%        | 1,390    | 1,075    | 623      | 59%        | 6,397   | 3,725    | 1,943    | 52%        |
| 2017 | 6,056    | 3,265    | 1,147    | 35%        | 1,358    | 1,085    | 683      | 63%        | 7,414   | 4,350    | 1,830    | 42%        |
| 2018 | 6,108    | 3,243    | 1,073    | 33%        | 1,211    | 966      | 568      | 59%        | 7,319   | 4,209    | 1,641    | 39%        |

### Average ACT Scores for First-Time/Full-Time Freshmen

|           | Fall 2014 | Fall 2015 | Fall 2016 | Fall 2017 | Fall 2018 |
|-----------|-----------|-----------|-----------|-----------|-----------|
| English   | 23.4      | 24.1      | 24.2      | 23.8      | 23.7      |
| Math      | 21.0      | 21.4      | 21.5      | 21.4      | 21.2      |
| Science   | 22.8      | 23.2      | 23.4      | 23.2      | 22.9      |
| Reading   | 24.3      | 24.9      | 25.1      | 24.5      | 24.4      |
| Composite | 22.6      | 23.1      | 23.3      | 22.9      | 22.7      |
| Students  | 1,076     | 933       | 1,211     | 1,013     | 943       |





# First-Time Freshmen - Fall 2018

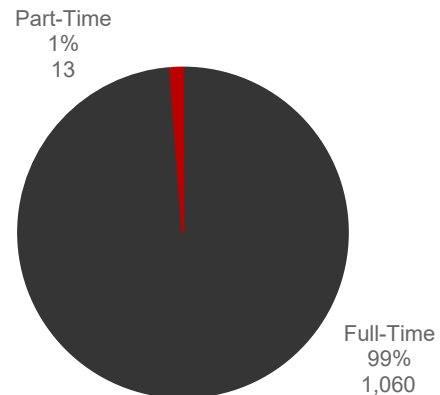
## First-Time Freshmen by Major

|                                |              |
|--------------------------------|--------------|
| Nursing_Undecided              | 205          |
| Undecided                      | 130          |
| Undecided-Management           | 114          |
| Biology                        | 87           |
| Music                          | 70           |
| Forensic Invest Undecided      | 51           |
| Computer Science               | 46           |
| Exercise Science/Wellness      | 44           |
| Psychology                     | 38           |
| Early Childhood Elementary Ed  | 37           |
| Communication                  | 25           |
| Criminal Justice               | 23           |
| Applied Manufacturing Engineer | 20           |
| Art                            | 19           |
| Social Work                    | 17           |
| English                        | 16           |
| Sport Mgt and Rec Studies      | 15           |
| Political Science              | 14           |
| Computer Information Systems   | 13           |
| Spec Ed Collaborative K-6/6-12 | 11           |
| Respiratory Therapy_Undecided  | 9            |
| Applied Electronic Engineering | 9            |
| History                        | 9            |
| Chemistry                      | 8            |
| Family and Consumer Sciences   | 7            |
| Drama                          | 7            |
| Integrated Studies             | 6            |
| Mathematics                    | 6            |
| Physical Education             | 4            |
| Occupation Safety & Hlth Mgmt  | 4            |
| Sociology                      | 2            |
| Geography                      | 2            |
| Emergency Management           | 2            |
| Forensic Investigation         | 1            |
| Business Marketing Education   | 1            |
| Spanish                        | 1            |
| <b>Grand Total</b>             | <b>1,073</b> |

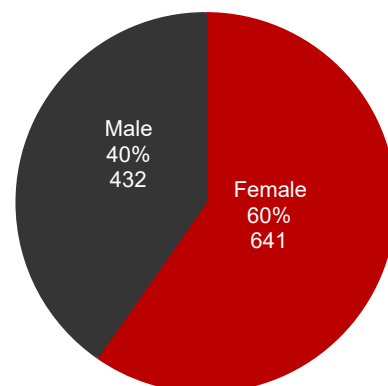
## First-Time Freshmen by Gender and Ethnicity

|                    |   |              |
|--------------------|---|--------------|
| Female             | American Indian or Alaska Native          | 2            |
|                    | Asian or Asian American                   | 7            |
|                    | Black or African American                 | 111          |
|                    | Native Hawaiian or Other Pacific Islander | 1            |
|                    | White                                     | 465          |
|                    | Unknown                                   | 55           |
| <b>Total</b>       |   | <b>641</b>   |
| Male               | American Indian or Alaska Native          | 3            |
|                    | Asian or Asian American                   | 5            |
|                    | Black or African American                 | 91           |
|                    | White                                     | 290          |
|                    | Unknown                                   | 43           |
|                    | <b>Total</b>                              |              |
| <b>Grand Total</b> |   | <b>1,073</b> |

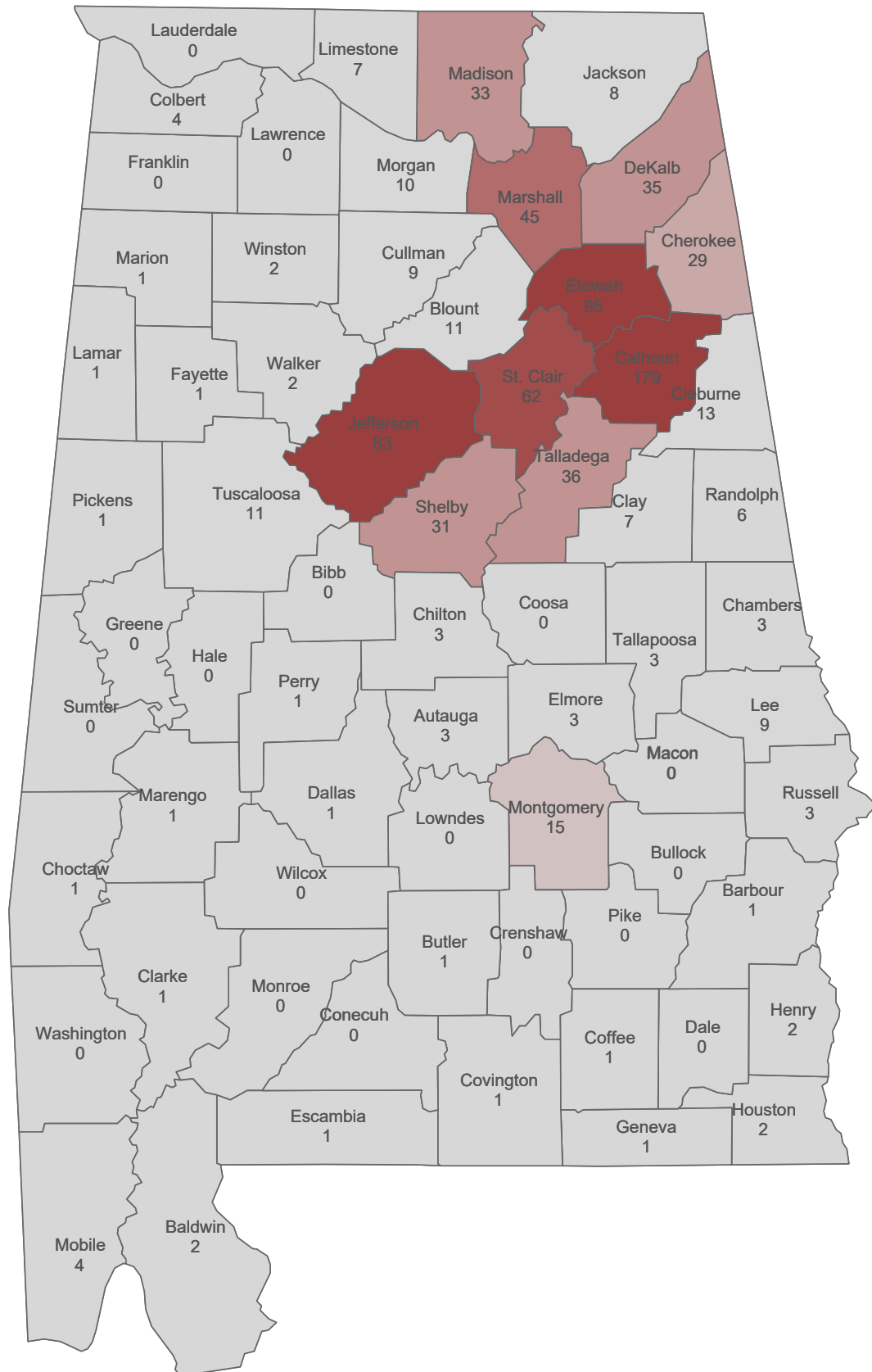
## First-Time Freshmen by Status



## First-Time Freshmen by Gender



# First-Time Freshmen from Alabama High Schools by County - Fall 2018



## First-Time Freshmen from Alabama High Schools

| High School County | High School                    | Fall 2014  | Fall 2015  | Fall 2016  | Fall 2017  | Fall 2018 |
|--------------------|--------------------------------|------------|------------|------------|------------|-----------|
| Autauga            | Prattville High                | 6          | 8          | 7          | 1          | 1         |
|                    | Marbury                        | 2          | 1          | 5          | 0          | 2         |
|                    | Autauga Academy                | 0          | 0          | 0          | 0          | 0         |
|                    | Autaugaville High School       | 0          | 0          | 0          | 0          | 0         |
|                    | East Memorial Christian        | 0          | 0          | 0          | 0          | 0         |
|                    | <b>Total</b>                   | <b>8</b>   | <b>9</b>   | <b>12</b>  | <b>1</b>   | <b>3</b>  |
| Baldwin            | Daphne High School             | 1          | 1          | 0          | 0          | 1         |
|                    | Robertsdale                    | 1          | 0          | 0          | 1          | 0         |
|                    | Baldwin County                 | 0          | 0          | 0          | 0          | 0         |
|                    | Fairhope                       | 0          | 0          | 0          | 1          | 0         |
|                    | Foley                          | 0          | 0          | 1          | 0          | 1         |
|                    | Gulf Shores High School        | 0          | 0          | 1          | 1          | 0         |
|                    | <b>Total</b>                   | <b>2</b>   | <b>1</b>   | <b>2</b>   | <b>3</b>   | <b>2</b>  |
| Barbour            | Barbour County                 | 0          | 0          | 0          | 0          | 0         |
|                    | Eufaula                        | 0          | 0          | 1          | 0          | 1         |
|                    | The Lakeside School            | 0          | 0          | 0          | 0          | 0         |
|                    | <b>Total</b>                   | <b>0</b>   | <b>0</b>   | <b>1</b>   | <b>0</b>   | <b>1</b>  |
| Bibb               | Bibb County                    | 0          | 0          | 0          | 0          | 0         |
|                    | <b>Total</b>                   | <b>0</b>   | <b>0</b>   | <b>0</b>   | <b>0</b>   | <b>0</b>  |
| Blount             | Oneonta                        | 13         | 10         | 4          | 12         | 1         |
|                    | Locust Fork                    | 5          | 2          | 2          | 1          | 2         |
|                    | Hayden                         | 4          | 5          | 6          | 7          | 5         |
|                    | JB Pennington High School      | 4          | 1          | 4          | 1          | 1         |
|                    | Cleveland                      | 3          | 1          | 4          | 2          | 0         |
|                    | Susan Moore                    | 3          | 3          | 1          | 6          | 0         |
|                    | Appalachian                    | 2          | 1          | 2          | 1          | 0         |
|                    | Southeastern                   | 0          | 0          | 0          | 0          | 2         |
|                    | <b>Total</b>                   | <b>34</b>  | <b>23</b>  | <b>23</b>  | <b>30</b>  | <b>11</b> |
| Bullock            | Bullock County                 | 0          | 0          | 0          | 0          | 0         |
|                    | Union Springs                  | 0          | 0          | 0          | 0          | 0         |
|                    | <b>Total</b>                   | <b>0</b>   | <b>0</b>   | <b>0</b>   | <b>0</b>   | <b>0</b>  |
| Butler             | Georgiana                      | 1          | 1          | 0          | 0          | 0         |
|                    | Fort Dale Academy              | 0          | 0          | 0          | 0          | 1         |
|                    | Greenville                     | 0          | 0          | 0          | 0          | 0         |
|                    | <b>Total</b>                   | <b>1</b>   | <b>1</b>   | <b>0</b>   | <b>0</b>   | <b>1</b>  |
| Calhoun            | Oxford                         | 48         | 59         | 45         | 43         | 42        |
|                    | Jacksonville                   | 30         | 28         | 21         | 29         | 13        |
|                    | White Plains                   | 21         | 19         | 29         | 15         | 20        |
|                    | Pleasant Valley                | 20         | 22         | 16         | 18         | 18        |
|                    | Alexandria                     | 16         | 22         | 41         | 22         | 18        |
|                    | Weaver                         | 15         | 18         | 13         | 17         | 13        |
|                    | Saks                           | 12         | 0          | 10         | 16         | 8         |
|                    | Faith Christian                | 11         | 6          | 10         | 3          | 0         |
|                    | Ohatchee                       | 10         | 6          | 13         | 9          | 11        |
|                    | Piedmont                       | 8          | 10         | 17         | 25         | 17        |
|                    | Jacksonville Christian Academy | 7          | 5          | 5          | 1          | 1         |
|                    | Anniston                       | 6          | 9          | 4          | 2          | 4         |
|                    | Walter Wellborn                | 6          | 4          | 8          | 9          | 5         |
|                    | Donoho                         | 1          | 1          | 1          | 2          | 1         |
|                    | Harvest Homeschool             | 1          | 1          | 2          | 0          | 0         |
|                    | Sacred Heart Catholic          | 1          | 18         | 3          | 5          | 5         |
|                    | Anniston Christian             | 0          | 0          | 1          | 0          | 0         |
|                    | Cornerstone Christian          | 0          | 0          | 0          | 0          | 0         |
|                    | Iqra Math and Science Academy  | 0          | 0          | 0          | 3          | 0         |
|                    | Oxford Christian School        | 0          |            | 0          | 0          | 2         |
|                    | Sharp-Dean School              | 0          | 1          | 0          | 1          | 0         |
|                    | Trinity Christian              | 0          | 0          | 0          | 0          | 1         |
|                    | Vineyard Christian             | 0          | 0          | 0          | 0          | 0         |
| <b>Total</b>       | <b>213</b>                     | <b>229</b> | <b>239</b> | <b>220</b> | <b>179</b> |           |
| Chambers           | Lanett                         | 2          | 2          | 1          | 1          | 0         |
|                    | Valley                         | 1          | 1          | 0          | 0          | 1         |
|                    | Beulah High School             | 0          | 0          | 3          | 5          | 1         |
|                    | <b>Total</b>                   | <b>0</b>   | <b>0</b>   | <b>0</b>   | <b>0</b>   | <b>0</b>  |



## First-Time Freshmen from Alabama High Schools

| High School County | High School                        | Fall 2014 | Fall 2015 | Fall 2016 | Fall 2017 | Fall 2018 |
|--------------------|------------------------------------|-----------|-----------|-----------|-----------|-----------|
| Chambers           | Lafayette                          | 0         | 0         | 1         | 1         | 1         |
|                    | Springwood                         | 0         | 0         | 0         | 0         | 0         |
|                    | Total                              | 3         | 3         | 5         | 7         | 3         |
| Cherokee           | Cherokee County                    | 12        | 13        | 15        | 23        | 12        |
|                    | Sand Rock                          | 10        | 7         | 14        | 6         | 4         |
|                    | Spring Garden                      | 8         | 9         | 9         | 6         | 5         |
|                    | Cedar Bluff                        | 6         | 2         | 3         | 4         | 6         |
|                    | Gaylesville                        | 1         | 0         | 0         | 2         | 2         |
|                    | Total                              | 37        | 31        | 41        | 41        | 29        |
| Chilton            | Jemison                            | 1         | 0         | 0         | 1         | 1         |
|                    | Maplesville                        | 1         | 1         | 0         | 0         | 0         |
|                    | Thorsby                            | 1         | 0         | 1         | 0         | 0         |
|                    | Chilton County                     | 0         | 0         | 0         | 1         | 1         |
|                    | Isabella                           | 0         | 0         | 0         | 0         | 1         |
|                    | Vervena                            | 0         | 0         | 0         | 0         | 0         |
|                    | Total                              | 3         | 1         | 1         | 2         | 3         |
| Choctaw            | Choctaw County                     | 0         | 0         | 0         | 0         | 0         |
|                    | Southern Choctaw                   | 0         | 0         | 0         | 0         | 1         |
|                    | Total                              | 0         | 0         | 0         | 0         | 1         |
| Clarke             | Coffeeville                        | 0         | 0         | 0         | 0         | 0         |
|                    | Jackson                            | 0         | 1         | 1         | 3         | 1         |
|                    | Thomasville                        | 0         | 0         | 0         | 0         | 0         |
|                    | Total                              | 0         | 1         | 1         | 3         | 1         |
| Clay               | Central High School of Clay County | 6         | 9         | 5         | 5         | 7         |
|                    | Clay County                        | 1         | 0         | 0         | 0         | 0         |
|                    | Bibb Graves                        | 0         | 0         | 0         | 0         | 0         |
|                    | Lineville                          | 0         | 1         | 0         | 0         | 0         |
|                    | Mellow Valley Christian            | 0         | 0         | 0         | 1         | 0         |
|                    | Total                              | 7         | 10        | 5         | 6         | 7         |
| Cleburne           | Ranburne                           | 7         | 6         | 7         | 5         | 0         |
|                    | Cleburne County                    | 6         | 11        | 14        | 10        | 13        |
|                    | Total                              | 13        | 17        | 21        | 15        | 13        |
| Coffee             | Enterprise                         | 2         | 0         | 0         | 1         | 1         |
|                    | Cherokee Voc                       | 0         | 0         | 0         | 0         | 0         |
|                    | Elba                               | 0         | 0         | 0         | 1         | 0         |
|                    | New Brockton                       | 0         | 0         | 0         | 1         | 0         |
|                    | Zion Chapel Pub                    | 0         | 0         | 1         | 0         | 0         |
|                    | Total                              | 2         | 0         | 1         | 3         | 1         |
| Colbert            | Colbert County                     | 1         | 2         | 1         | 0         | 1         |
|                    | Muscle Shoals                      | 1         | 0         | 1         | 3         | 2         |
|                    | Deshler                            | 0         | 0         | 0         | 2         | 1         |
|                    | Sheffield                          | 0         | 0         | 0         | 2         | 0         |
|                    | Total                              | 2         | 2         | 2         | 7         | 4         |
| Conecuh            | Hillcrest High School              | 0         | 0         | 0         | 2         | 0         |
|                    | Sparta Academy                     | 0         | 0         | 0         | 0         | 0         |
|                    | Total                              | 0         | 0         | 0         | 2         | 0         |
| Coosa              | Coosa County Central               | 0         | 0         | 0         | 1         | 0         |
|                    | Total                              | 0         | 0         | 0         | 1         | 0         |
| Covington          | Andalusia                          | 0         | 2         | 0         | 2         | 0         |
|                    | Floral                             | 0         | 0         | 0         | 0         | 0         |
|                    | Opp High School                    | 0         | 0         | 0         | 0         | 1         |
|                    | Red Level                          | 0         | 0         | 0         | 0         | 0         |
|                    | Total                              | 0         | 2         | 0         | 2         | 1         |
| Crenshaw           | Brantley                           | 0         | 0         | 0         | 0         | 0         |
|                    | Highland Home                      | 0         | 0         | 0         | 0         | 0         |
|                    | Luverne                            | 0         | 0         | 0         | 0         | 0         |
|                    | Total                              | 0         | 0         | 0         | 0         | 0         |
| Cullman            | Cullman                            | 3         | 4         | 1         | 1         | 5         |
|                    | Cold Springs                       | 2         | 0         | 0         | 1         | 0         |
|                    | Fairview                           | 2         | 1         | 4         | 1         | 0         |
|                    | Good Hope                          | 2         | 3         | 0         | 1         | 0         |
|                    | West Point                         | 1         | 2         | 2         | 1         | 2         |
|                    | Hanceville                         | 0         | 0         | 0         | 0         | 1         |

## First-Time Freshmen from Alabama High Schools

| High School County | High School               | Fall 2014 | Fall 2015 | Fall 2016 | Fall 2017 | Fall 2018 |
|--------------------|---------------------------|-----------|-----------|-----------|-----------|-----------|
| Cullman            | Holly Pond                | 0         | 2         | 0         | 1         | 0         |
|                    | Saint Bernard             | 0         | 0         | 0         | 1         | 1         |
|                    | Vinemont                  | 0         | 0         | 2         | 1         | 0         |
|                    | Total                     | 10        | 12        | 9         | 8         | 9         |
| Dale               | Daleville                 | 2         | 1         | 0         | 0         | 0         |
|                    | Ariton                    | 0         | 0         | 0         | 0         | 0         |
|                    | Carroll                   | 0         | 1         | 1         | 1         | 0         |
|                    | Dale County High School   | 0         | 0         | 0         | 0         | 0         |
|                    | George W Long High School | 0         | 0         | 0         | 1         | 0         |
|                    | Total                     | 2         | 2         | 1         | 2         | 0         |
| Dallas             | Central Christian         | 0         | 0         | 0         | 0         | 0         |
|                    | Dallas County             | 0         | 0         | 0         | 1         | 0         |
|                    | John T Morgan Academy     | 0         | 0         | 0         | 1         | 0         |
|                    | Selma High                | 0         | 0         | 0         | 0         | 1         |
|                    | Southside High            | 0         | 0         | 0         | 2         | 0         |
|                    | Total                     | 0         | 0         | 0         | 4         | 1         |
| Dekalb             | Ft Payne                  | 6         | 6         | 13        | 11        | 16        |
|                    | Crossville                | 3         | 0         | 4         | 2         | 1         |
|                    | Fyffe                     | 2         | 1         | 2         | 3         | 4         |
|                    | Plainview                 | 2         | 2         | 0         | 6         | 6         |
|                    | Collinsville              | 1         | 1         | 2         | 1         | 0         |
|                    | Ider                      | 1         | 2         | 3         | 0         | 6         |
|                    | Valley Head               | 1         | 2         | 1         | 1         | 1         |
|                    | Geraldine                 | 0         | 1         | 1         | 1         | 0         |
|                    | Sylvania                  | 0         | 0         | 0         | 1         | 1         |
| Total              | 16                        | 15        | 26        | 26        | 35        |           |
| Elmore             | Elmore County             | 2         | 0         | 0         | 0         | 0         |
|                    | Edgewood Academy          | 1         | 0         | 0         | 0         | 0         |
|                    | Champman Christian Aca    | 0         | 0         | 0         | 0         | 0         |
|                    | Holtville                 | 0         | 0         | 1         | 0         | 0         |
|                    | Stanhope-Elmore           | 0         | 1         | 0         | 1         | 1         |
|                    | Tallassee                 | 0         | 0         | 1         | 2         | 0         |
|                    | Victory Baptist           | 0         | 0         | 0         | 0         | 0         |
|                    | Wetumpka                  | 0         | 0         | 1         | 0         | 2         |
| Total              | 3                         | 1         | 3         | 3         | 3         |           |
| Escambia           | Escambia County           | 0         | 0         | 0         | 0         | 0         |
|                    | Flomaton                  | 0         | 0         | 0         | 0         | 0         |
|                    | TR Miller                 | 0         | 0         | 0         | 0         | 1         |
|                    | W S Neal                  | 0         | 0         | 0         | 0         | 0         |
|                    | Total                     | 0         | 0         | 0         | 0         | 1         |
| Etowah             | Gadsden City              | 31        | 16        | 23        | 13        | 21        |
|                    | Southside                 | 29        | 26        | 37        | 16        | 24        |
|                    | Hokes Bluff               | 17        | 19        | 14        | 12        | 9         |
|                    | Glencoe                   | 15        | 10        | 15        | 13        | 10        |
|                    | Westbrook Christian       | 10        | 14        | 5         | 4         | 9         |
|                    | Sardis                    | 9         | 6         | 5         | 12        | 5         |
|                    | Gaston                    | 6         | 5         | 3         | 2         | 0         |
|                    | Etowah                    | 5         | 6         | 6         | 15        | 12        |
|                    | Coosa Christian           | 4         | 1         | 1         | 0         | 2         |
|                    | Emma Sansom               | 1         | 0         | 0         | 0         | 0         |
|                    | Litchfield                | 1         | 0         | 0         | 0         | 0         |
|                    | Carver                    | 0         | 0         | 0         | 0         | 0         |
|                    | Grace Bible Church School | 0         | 0         | 0         | 0         | 0         |
|                    | Pathways Academy          | 0         | 0         | 0         | 1         | 1         |
| West End           | 0                         | 1         | 2         | 0         | 2         |           |
| Total              | 128                       | 104       | 111       | 88        | 95        |           |
| Fayette            | Fayette County            | 1         | 0         | 0         | 1         | 1         |
|                    | Hubbertville              | 0         | 0         | 0         | 0         | 0         |
|                    | Total                     | 1         | 0         | 0         | 1         | 1         |
| Franklin           | Red Bay                   | 0         | 0         | 1         | 0         | 0         |
|                    | Russellville              | 0         | 0         | 0         | 0         | 0         |
|                    | Total                     | 0         | 0         | 1         | 0         | 0         |
| Geneva             | Slocomb                   | 1         | 0         | 1         | 0         | 0         |



## First-Time Freshmen from Alabama High Schools

| High School County   | High School               | Fall 2014 | Fall 2015 | Fall 2016 | Fall 2017 | Fall 2018 |
|----------------------|---------------------------|-----------|-----------|-----------|-----------|-----------|
| Geneva               | Geneva                    | 0         | 0         | 0         | 0         | 1         |
|                      | Samson                    | 0         | 0         | 0         | 1         | 0         |
|                      | W Blocton                 | 0         | 0         | 0         | 0         | 0         |
|                      | Total                     | 1         | 0         | 1         | 1         | 1         |
| Greene               | Greene County             | 1         | 0         | 0         | 0         | 0         |
|                      | Samson                    | 0         | 0         | 0         | 0         | 0         |
|                      | Warrior Academy           | 0         | 0         | 0         | 0         | 0         |
|                      | Total                     | 1         | 0         | 0         | 0         | 0         |
| Hale                 | Greensboro East           | 0         | 0         | 0         | 2         | 0         |
|                      | Greensboro West           | 0         | 0         | 0         | 0         | 0         |
|                      | Hale Co                   | 0         | 0         | 0         | 0         | 0         |
|                      | Sunshine                  | 0         | 0         | 0         | 0         | 0         |
|                      | Total                     | 0         | 0         | 0         | 2         | 0         |
| Henry                | Abbeville                 | 0         | 1         | 0         | 0         | 0         |
|                      | Headland High School      | 0         | 0         | 0         | 0         | 2         |
|                      | Total                     | 0         | 1         | 0         | 0         | 2         |
| Houston              | Dothan                    | 1         | 3         | 1         | 1         | 2         |
|                      | Ashford                   | 0         | 0         | 1         | 0         | 0         |
|                      | Cottonwood                | 0         | 0         | 0         | 0         | 0         |
|                      | Emmanuel Christian School | 0         | 0         | 2         | 0         | 0         |
|                      | Houston County            | 0         | 0         | 0         | 0         | 0         |
|                      | Northside Methodist Acd   | 0         | 0         | 0         | 0         | 0         |
|                      | Northview High School     | 0         | 1         | 1         | 2         | 0         |
|                      | Rehobeth High School      | 0         | 0         | 1         | 0         | 0         |
|                      | Total                     | 1         | 4         | 6         | 3         | 2         |
| Jackson              | N Sand Mountain           | 3         | 0         | 1         | 2         | 1         |
|                      | Scottsboro                | 3         | 2         | 3         | 3         | 0         |
|                      | North Jackson             | 2         | 1         | 2         | 4         | 2         |
|                      | Pisgah                    | 1         | 1         | 2         | 0         | 1         |
|                      | Skyline                   | 1         | 0         | 0         | 0         | 0         |
|                      | Woodville                 | 1         | 0         | 2         | 0         | 0         |
|                      | Section                   | 0         | 5         | 1         | 1         | 4         |
|                      | Three Springs             | 0         | 0         | 0         | 0         | 0         |
|                      | Total                     | 11        | 9         | 11        | 10        | 8         |
| Jefferson            | Clay Chalkville           | 8         | 7         | 7         | 7         | 13        |
|                      | Hewitt Trussville         | 8         | 3         | 9         | 8         | 4         |
|                      | Victory Christian         | 0         | 0         | 0         | 0         | 0         |
|                      | Leeds                     | 6         | 8         | 10        | 3         | 3         |
|                      | Fairfield                 | 5         | 0         | 0         | 1         | 0         |
|                      | Shades Valley             | 5         | 4         | 3         | 0         | 1         |
|                      | Gardendale                | 4         | 2         | 12        | 6         | 6         |
|                      | Hoover                    | 4         | 6         | 10        | 6         | 4         |
|                      | Hueytown                  | 4         | 4         | 10        | 2         | 1         |
|                      | Mcadory                   | 4         | 4         | 1         | 6         | 6         |
|                      | Pinson Valley             | 4         | 1         | 5         | 5         | 3         |
|                      | Spain Park                | 4         | 5         | 3         | 4         | 2         |
|                      | Vestavia Hills            | 4         | 2         | 6         | 1         | 1         |
|                      | Corner                    | 3         | 0         | 3         | 1         | 2         |
|                      | E B Erwin                 | 3         | 2         | 6         | 3         | 3         |
|                      | Huffman                   | 3         | 2         | 2         | 2         | 2         |
|                      | Minor                     | 3         | 0         | 4         | 7         | 2         |
|                      | Oak Grove                 | 3         | 1         | 2         | 0         | 5         |
|                      | Oak Mountain              | 3         | 1         | 3         | 4         | 2         |
|                      | Pleasant Grove            | 3         | 2         | 2         | 4         | 6         |
|                      | Ramsay                    | 3         | 2         | 6         | 3         | 1         |
|                      | Bessemer                  | 2         | 1         | 0         | 1         | 2         |
|                      | Midfield                  | 2         | 0         | 0         | 1         | 3         |
|                      | Fultondale                | 1         | 0         | 2         | 0         | 1         |
|                      | G W Carver                | 1         | 0         | 1         | 0         | 1         |
|                      | Homewood                  | 1         | 0         | 1         | 3         | 3         |
|                      | Mortimer Jordan           | 1         | 3         | 7         | 1         | 0         |
| Tarrant              | 1                         | 3         | 0         | 0         | 1         |           |
| Ala Sch Of Fine Arts | 0                         | 0         | 0         | 0         | 0         |           |

## First-Time Freshmen from Alabama High Schools

| High School County | High School                  | Fall 2014 | Fall 2015 | Fall 2016  | Fall 2017 | Fall 2018 |
|--------------------|------------------------------|-----------|-----------|------------|-----------|-----------|
| Jefferson          | Bessemer Academy             | 0         | 2         | 0          | 0         | 3         |
|                    | Bethel Christian             | 0         | 0         | 0          | 0         | 0         |
|                    | Brairwood Christian          | 0         | 1         | 0          | 0         | 0         |
|                    | Brentwood Christian          | 0         | 0         | 0          | 0         | 0         |
|                    | Briarwood Christian School   | 0         | 0         | 0          | 0         | 1         |
|                    | Central Pk Christian         | 0         | 0         | 0          | 0         | 0         |
|                    | Ensley                       | 0         | 0         | 0          | 0         | 0         |
|                    | Graywood Christian           | 0         | 0         | 0          | 0         | 0         |
|                    | Hayes High                   | 0         | 0         | 0          | 0         | 0         |
|                    | Heritage Academy             | 0         | 0         | 0          | 0         | 0         |
|                    | Holy Family                  | 0         | 0         | 0          | 0         | 0         |
|                    | J Carroll                    | 0         | 1         | 1          | 2         | 0         |
|                    | Jefferson Christian          | 0         | 0         | 1          | 0         | 0         |
|                    | Jefferson County Lb          | 0         | 0         | 2          | 0         | 0         |
|                    | Jess Lanier                  | 0         | 0         | 0          | 0         | 0         |
|                    | Mountain View Baptist School | 0         | 1         | 0          | 1         | 0         |
|                    | Mtn Brook                    | 0         | 0         | 1          | 0         | 0         |
|                    | P D Jackson-Olin             | 0         | 3         | 1          | 0         | 0         |
|                    | Parker                       | 0         | 1         | 0          | 0         | 0         |
|                    | Parkway Christian Academy    | 0         | 0         | 0          | 0         | 0         |
|                    | Phillips                     | 0         | 0         | 0          | 0         | 0         |
|                    | Restoration Academy          | 0         | 0         | 0          | 0         | 0         |
|                    | Shades Mtn Christian         | 0         | 0         | 0          | 0         | 0         |
|                    | Tabernacle                   | 0         | 0         | 0          | 0         | 1         |
|                    | Valleydale Academy           | 0         | 0         | 0          | 0         | 0         |
|                    | Warrior                      | 0         | 0         | 0          | 0         | 0         |
|                    | Wenonah                      | 0         | 5         | 1          | 1         | 0         |
|                    | West End                     | 0         | 0         | 0          | 0         | 0         |
| Woodlawn           | 0                            | 0         | 0         | 0          | 0         |           |
| <b>Total</b>       |                              | <b>93</b> | <b>77</b> | <b>122</b> | <b>83</b> | <b>83</b> |
| Lamar              | Lamar County                 | 0         | 0         | 0          | 0         | 1         |
|                    | South Lamar High School      | 0         | 0         | 0          | 0         | 0         |
|                    | Sulligent                    | 0         | 0         | 0          | 0         | 0         |
|                    | <b>Total</b>                 | <b>0</b>  | <b>0</b>  | <b>0</b>   | <b>0</b>  | <b>1</b>  |
| Lauderdale         | Central                      | 0         | 1         | 0          | 0         | 0         |
|                    | Florence                     | 1         | 1         | 0          | 0         | 0         |
|                    | Bradshaw                     | 0         | 0         | 0          | 0         | 0         |
|                    | Brooks                       | 0         | 0         | 0          | 0         | 0         |
|                    | Coffee                       | 0         | 0         | 0          | 0         | 0         |
|                    | Lauderdale County            | 0         | 0         | 0          | 0         | 0         |
|                    | Lexington                    | 0         | 0         | 0          | 0         | 0         |
|                    | Mars Hill Bible School       | 0         | 0         | 0          | 0         | 0         |
|                    | Rogers                       | 0         | 0         | 0          | 0         | 0         |
|                    | Shoals Christian             | 0         | 0         | 1          | 0         | 0         |
|                    | Wilson High School           | 0         | 0         | 0          | 0         | 0         |
| <b>Total</b>       | <b>1</b>                     | <b>2</b>  | <b>1</b>  | <b>0</b>   | <b>0</b>  |           |
| Lawrence           | Lawrence County              | 1         | 1         | 0          | 2         | 0         |
|                    | Hatton                       | 0         | 0         | 0          | 1         | 0         |
|                    | Hazelwood                    | 0         | 0         | 0          | 0         | 0         |
|                    | <b>Total</b>                 | <b>1</b>  | <b>1</b>  | <b>0</b>   | <b>3</b>  | <b>0</b>  |
| Lee                | Smiths Station               | 2         | 0         | 2          | 2         | 1         |
|                    | Beauregard                   | 1         | 0         | 3          | 1         | 2         |
|                    | Loachapoka                   | 1         | 0         | 0          | 0         | 0         |
|                    | Auburn                       | 0         | 0         | 5          | 5         | 2         |
|                    | Beulah                       | 0         | 0         | 0          | 0         | 0         |
|                    | Glenwood High                | 0         | 0         | 1          | 2         | 0         |
|                    | Opelika                      | 0         | 3         | 4          | 3         | 4         |
| <b>Total</b>       | <b>4</b>                     | <b>3</b>  | <b>15</b> | <b>13</b>  | <b>9</b>  |           |
| Limestone          | East Limestone               | 1         | 1         | 1          | 0         | 1         |
|                    | West Limestone               | 1         | 0         | 0          | 0         | 0         |
|                    | Ardmore                      | 0         | 2         | 2          | 1         | 0         |
|                    | Athens                       | 0         | 2         | 1          | 1         | 4         |
|                    | Clements                     | 0         | 0         | 0          | 1         | 0         |

## First-Time Freshmen from Alabama High Schools

| High School County | High School                   | Fall 2014 | Fall 2015 | Fall 2016 | Fall 2017 | Fall 2018 |
|--------------------|-------------------------------|-----------|-----------|-----------|-----------|-----------|
| Limestone          | Elkmont                       | 0         | 1         | 1         | 1         | 0         |
|                    | Lindsay Lane Christian School | 0         | 0         | 1         | 0         | 2         |
|                    | Tanner                        | 0         | 0         | 0         | 0         | 0         |
|                    | Total                         | 2         | 6         | 6         | 4         | 7         |
| Lowndes            | Central                       | 0         | 0         | 0         | 0         | 0         |
|                    | Total                         | 0         | 0         | 0         | 0         | 0         |
| Macon              | Booker T Washington           | 0         | 0         | 1         | 0         | 0         |
|                    | Notasulga High School         | 0         | 0         | 0         | 0         | 0         |
|                    | Total                         | 0         | 0         | 1         | 0         | 0         |
| Madison            | Sparkman                      | 19        | 7         | 6         | 16        | 7         |
|                    | Hazel Green                   | 7         | 4         | 1         | 2         | 4         |
|                    | Bob Jones                     | 6         | 3         | 6         | 1         | 1         |
|                    | Grissom                       | 5         | 12        | 7         | 4         | 0         |
|                    | Huntsville                    | 5         | 4         | 4         | 5         | 1         |
|                    | New Century Tech              | 3         | 1         | 0         | 0         | 0         |
|                    | Buckhorn                      | 2         | 2         | 3         | 7         | 7         |
|                    | Columbia High School          | 2         | 1         | 0         | 0         | 1         |
|                    | Madison Academy               | 2         | 0         | 0         | 0         | 0         |
|                    | Jemison                       | 0         | 0         | 0         | 2         | 2         |
|                    | Lee                           | 1         | 1         | 0         | 1         | 1         |
|                    | New Hope                      | 1         | 0         | 2         | 0         | 1         |
|                    | Westminster Christ            | 1         | 0         | 0         | 0         | 0         |
|                    | Covenant Christian            | 0         | 1         | 0         | 0         | 0         |
|                    | Faith Covenant Academy        | 0         | 0         | 0         | 0         | 3         |
|                    | J O Johnson                   | 0         | 1         | 0         | 0         | 0         |
|                    | James Clemens                 | 0         | 0         | 0         | 1         | 3         |
|                    | Madison County                | 0         | 5         | 5         | 1         | 1         |
|                    | Oakwood Advent Academy        | 0         | 1         | 0         | 0         | 0         |
|                    | Pope John Paul II Catholic    | 0         | 0         | 1         | 1         | 1         |
|                    | Randolph                      | 0         | 1         | 0         | 0         | 0         |
|                    | S R Butler                    | 0         | 0         | 0         | 0         | 0         |
|                    | Total                         |           | 54        | 44        | 35        | 41        |
| Marengo            | Demopolis                     | 0         | 0         | 0         | 3         | 0         |
|                    | John Essess School            | 0         | 0         | 0         | 0         | 0         |
|                    | Linden                        | 0         | 0         | 0         | 0         | 0         |
|                    | Marengo County                | 0         | 0         | 0         | 0         | 0         |
|                    | Sweet Water                   | 0         | 0         | 0         | 1         | 1         |
|                    | Total                         | 0         | 0         | 0         | 4         | 1         |
| Marion             | Brilliant                     | 0         | 0         | 0         | 0         | 0         |
|                    | Hamilton                      | 0         | 0         | 0         | 0         | 0         |
|                    | Winfield                      | 0         | 1         | 1         | 1         | 1         |
|                    | Total                         | 0         | 1         | 1         | 1         | 1         |
| Marshall           | Arab                          | 19        | 3         | 6         | 16        | 11        |
|                    | Albertville                   | 17        | 4         | 21        | 12        | 17        |
|                    | Guntersville                  | 17        | 7         | 5         | 10        | 7         |
|                    | Asbury                        | 2         | 1         | 0         | 0         | 1         |
|                    | Douglas                       | 2         | 2         | 3         | 2         | 1         |
|                    | Boaz                          | 1         | 2         | 7         | 3         | 4         |
|                    | Brindlee Mountain High School | 1         | 0         | 2         | 1         | 1         |
|                    | K D Smith Dar                 | 0         | 2         | 3         | 4         | 1         |
|                    | Marshall Christian            | 0         | 0         | 0         | 0         | 2         |
|                    | Total                         | 59        | 21        | 47        | 48        | 45        |
| Mobile             | Mcgill-Toolen                 | 1         | 0         | 1         | 1         | 0         |
|                    | Murphy                        | 1         | 0         | 0         | 0         | 0         |
|                    | Al Sch Math Science           | 0         | 1         | 2         | 0         | 0         |
|                    | Alma Bryant                   | 0         | 0         | 1         | 1         | 0         |
|                    | Baker                         | 0         | 2         | 0         | 0         | 0         |
|                    | Ben C Rain                    | 0         | 0         | 0         | 0         | 0         |
|                    | Blount High                   | 0         | 0         | 0         | 1         | 1         |
|                    | Cintronelle                   | 0         | 0         | 0         | 0         | 0         |
|                    | Davidson                      | 0         | 0         | 1         | 0         | 0         |
|                    | John L Leflore                | 0         | 0         | 0         | 0         | 0         |
|                    | Mary G Montgomery             | 0         | 0         | 0         | 2         | 1         |



## First-Time Freshmen from Alabama High Schools

| High School County | High School                       | Fall 2014      | Fall 2015 | Fall 2016 | Fall 2017 | Fall 2018 |
|--------------------|-----------------------------------|----------------|-----------|-----------|-----------|-----------|
| Mobile             | Mobile Christian Sch              | 0              | 0         | 1         | 0         | 0         |
|                    | Saraland                          | 0              | 0         | 0         | 0         | 1         |
|                    | Satsuma                           | 0              | 0         | 1         | 0         | 0         |
|                    | Shaw High                         | 0              | 0         | 0         | 0         | 0         |
|                    | St. Paul Episcopal School         | 0              | 0         | 0         | 0         | 1         |
|                    | Theodore                          | 0              | 0         | 0         | 0         | 0         |
|                    | Vigor                             | 0              | 0         | 0         | 0         | 0         |
|                    | Williamson                        | 0              | 0         | 0         | 0         | 0         |
|                    | Total                             | 2              | 3         | 7         | 5         | 4         |
| Monroe             | Excel                             | 0              | 0         | 0         | 0         | 0         |
|                    | Frisco City                       | 0              | 0         | 0         | 0         | 0         |
|                    | Monroe County                     | 0              | 0         | 0         | 0         | 0         |
|                    | Total                             | 0              | 0         | 0         | 0         | 0         |
| Montgomery         | Jefferson Davis                   | 2              | 0         | 0         | 0         | 0         |
|                    | Alabama Christian                 | 1              | 0         | 0         | 0         | 1         |
|                    | Btw Magnet High School            | 1              | 0         | 0         | 1         | 1         |
|                    | Evangel Christian School          | 0              | 0         | 0         | 0         | 1         |
|                    | Robert E Lee                      | 1              | 1         | 1         | 0         | 0         |
|                    | Brewbaker Tech Magnet High School | 0              | 0         | 0         | 1         | 4         |
|                    | Carver High                       | 0              | 0         | 0         | 0         | 0         |
|                    | Loveless Academic Magnet          | 0              | 0         | 0         | 3         | 2         |
|                    | Macon East Academy                | 0              | 0         | 0         | 0         | 0         |
|                    | Montgomery Academy                | 0              | 0         | 0         | 0         | 0         |
|                    | Montgomery Catholic               | 0              | 0         | 1         | 1         | 1         |
|                    | Montgomery County                 | 0              | 0         | 0         | 0         | 1         |
|                    | Park Crossing High School         | 0              | 0         | 0         | 1         | 4         |
|                    | Sidney Lanier                     | 0              | 0         | 0         | 0         | 0         |
|                    | St James School                   | 0              | 0         | 0         | 0         | 0         |
|                    | St. Jude                          | 0              | 0         | 0         | 0         | 0         |
|                    | St. Judge                         | 0              | 0         | 0         | 0         | 0         |
|                    | Success Unlimited Academy         | 0              | 0         | 0         | 1         | 0         |
|                    | Trinity Presbyterian              | 0              | 0         | 0         | 0         | 0         |
|                    | Total                             | 5              | 1         | 2         | 8         | 15        |
| Morgan             | Hartselle                         | 5              | 3         | 10        | 4         | 2         |
|                    | A P Brewer                        | 4              | 4         | 3         | 1         | 1         |
|                    | Austin                            | 2              | 2         | 4         | 2         | 1         |
|                    | Decatur                           | 1              | 2         | 2         | 0         | 1         |
|                    | E Lawrence                        | 1              | 1         | 0         | 0         | 1         |
|                    | Way Home Christian Academy        | 1              | 0         | 0         | 0         | 0         |
|                    | Danville                          | 0              | 0         | 0         | 0         | 0         |
|                    | Falkville                         | 0              | 0         | 0         | 0         | 1         |
|                    | Heritage Christian                | 0              | 0         | 0         | 0         | 0         |
|                    | Priceville                        | 0              | 0         | 0         | 2         | 1         |
|                    | West Morgan                       | 0              | 0         | 0         | 2         | 2         |
|                    | Total                             | 14             | 12        | 19        | 11        | 10        |
|                    | Perry                             | Francis Marion | 0         | 0         | 0         | 0         |
| Total              |                                   | 0              | 0         | 0         | 0         | 1         |
| Pickens            | Aliceville                        | 1              | 0         | 0         | 0         | 0         |
|                    | Pickens County                    | 1              | 0         | 0         | 0         | 0         |
|                    | Gordo                             | 0              | 0         | 0         | 0         | 1         |
|                    | Total                             | 2              | 0         | 0         | 0         | 1         |
| Pike               | Goshen                            | 0              | 0         | 0         | 0         | 0         |
|                    | Henderson                         | 0              | 2         | 0         | 0         | 0         |
|                    | Pike County                       | 0              | 0         | 0         | 0         | 0         |
|                    | Total                             | 0              | 2         | 0         | 0         | 0         |
| Randolph           | Handley                           | 3              | 3         | 1         | 3         | 2         |
|                    | Woodland                          | 2              | 2         | 3         | 3         | 4         |
|                    | Randolph County                   | 1              | 1         | 1         | 2         | 0         |
|                    | Wadley                            | 0              | 0         | 0         | 0         | 0         |
|                    | Total                             | 6              | 6         | 5         | 8         | 6         |
| Russell            | Russell County                    | 4              | 0         | 0         | 2         | 3         |
|                    | Central                           | 1              | 3         | 2         | 0         | 0         |
|                    | Total                             | 5              | 3         | 2         | 2         | 3         |

## First-Time Freshmen from Alabama High Schools

| High School County       | High School                      | Fall 2014 | Fall 2015 | Fall 2016 | Fall 2017 | Fall 2018 |           |
|--------------------------|----------------------------------|-----------|-----------|-----------|-----------|-----------|-----------|
| Saint Clair              | Pell City                        | 15        | 11        | 12        | 13        | 24        |           |
|                          | Moody                            | 11        | 9         | 13        | 9         | 4         |           |
|                          | Ashville                         | 9         | 4         | 3         | 4         | 6         |           |
|                          | St Clair County                  | 8         | 9         | 15        | 9         | 8         |           |
|                          | Springville                      | 7         | 7         | 11        | 12        | 13        |           |
|                          | Victory Christian                | 7         | 4         | 9         | 1         | 3         |           |
|                          | Ragland                          | 1         | 2         | 4         | 3         | 4         |           |
|                          | Calvary Christian Academy        | 0         | 0         | 0         | 0         | 0         |           |
|                          | Crossroads Christian             | 0         | 0         | 1         | 0         | 0         |           |
|                          | <b>Total</b>                     |           | <b>58</b> | <b>46</b> | <b>68</b> | <b>51</b> | <b>62</b> |
|                          | Shelby                           | Pelham    | 6         | 7         | 12        | 4         | 0         |
| Thompson                 |                                  | 5         | 5         | 11        | 5         | 6         |           |
| Chelsea                  |                                  | 4         | 3         | 7         | 2         | 6         |           |
| Vincent                  |                                  | 2         | 1         | 2         | 3         | 3         |           |
| Calera                   |                                  | 1         | 1         | 2         | 2         | 3         |           |
| Coosa Valley Academy     |                                  | 1         | 5         | 1         | 0         | 1         |           |
| Evangel Christian School |                                  | 1         | 0         | 1         | 0         | 0         |           |
| Shelby County            |                                  | 1         | 0         | 1         | 0         | 1         |           |
| Cornerstone Christian    |                                  | 0         | 0         | 0         | 0         | 0         |           |
| Helena                   |                                  | 0         | 0         | 0         | 12        | 3         |           |
| Hope Christian           |                                  | 0         | 0         | 0         | 0         | 2         |           |
| Kingwood Christian       |                                  | 0         | 0         | 0         | 0         | 0         |           |
| Montevallo               |                                  | 0         | 0         | 0         | 1         | 6         |           |
| Shelby Academy           |                                  | 0         | 0         | 0         | 0         | 0         |           |
| <b>Total</b>             |                                  |           | <b>21</b> | <b>22</b> | <b>37</b> | <b>29</b> | <b>31</b> |
| Sumter                   | Livingston                       | 0         | 0         | 0         | 0         | 0         |           |
|                          | Sumter County                    | 0         | 0         | 1         | 1         | 0         |           |
|                          | <b>Total</b>                     | <b>0</b>  | <b>0</b>  | <b>1</b>  | <b>1</b>  | <b>0</b>  |           |
| Talladega                | Munford                          | 13        | 15        | 6         | 14        | 5         |           |
|                          | Lincoln                          | 8         | 9         | 8         | 16        | 13        |           |
|                          | Talladega County Training        | 8         | 0         | 0         | 0         | 0         |           |
|                          | Sylacauga                        | 7         | 3         | 5         | 3         | 2         |           |
|                          | Fayetteville                     | 4         | 0         | 1         | 4         | 5         |           |
|                          | Childersburg                     | 2         | 4         | 0         | 0         | 0         |           |
|                          | Ala Inst/Df & Blind              | 0         | 1         | 0         | 0         | 0         |           |
|                          | B B Comer Mem                    | 0         | 1         | 4         | 4         | 5         |           |
|                          | Talladega                        | 0         | 3         | 5         | 2         | 4         |           |
|                          | Talladega Central                | 0         | 1         | 0         | 0         | 0         |           |
|                          | Winterboro                       | 0         | 1         | 3         | 1         | 2         |           |
|                          | <b>Total</b>                     | <b>42</b> | <b>38</b> | <b>32</b> | <b>44</b> | <b>36</b> |           |
| Tallapoosa               | B Russell                        | 4         | 4         | 5         | 2         | 2         |           |
|                          | Horeshoe Bend                    | 1         | 0         | 0         | 0         | 0         |           |
|                          | Dadeville                        | 0         | 0         | 1         | 1         | 1         |           |
|                          | Lyman Ward Military Academy      | 0         | 1         | 0         | 0         | 0         |           |
|                          | Reeltown                         | 0         | 0         | 0         | 0         | 0         |           |
|                          | <b>Total</b>                     | <b>5</b>  | <b>5</b>  | <b>6</b>  | <b>3</b>  | <b>3</b>  |           |
| Tuscaloosa               | Hillcrest                        | 2         | 5         | 0         | 5         | 3         |           |
|                          | Brookwood                        | 1         | 1         | 0         | 3         | 3         |           |
|                          | American Christian               | 0         | 0         | 1         | 0         | 1         |           |
|                          | Central High East                | 0         | 0         | 0         | 0         | 0         |           |
|                          | Central High West                | 0         | 0         | 0         | 0         | 0         |           |
|                          | Holt                             | 0         | 0         | 1         | 1         | 0         |           |
|                          | Holy Spirit Catholic High School | 0         | 0         | 0         | 1         | 0         |           |
|                          | North River Christian            | 0         | 0         | 0         | 1         | 0         |           |
|                          | Northridge                       | 0         | 3         | 2         | 1         | 1         |           |
|                          | Paul W Bryant                    | 0         | 0         | 0         | 0         | 0         |           |
|                          | Sipsey Valley                    | 0         | 0         | 4         | 0         | 0         |           |
|                          | The Capitol School               | 0         | 0         | 0         | 0         | 0         |           |
|                          | Tuscaloosa Academy               | 0         | 0         | 0         | 0         | 2         |           |
|                          | Tuscaloosa Christian             | 0         | 0         | 1         | 1         | 0         |           |
| Tuscaloosa County        | 0                                | 2         | 4         | 2         | 1         |           |           |
| <b>Total</b>             | <b>3</b>                         | <b>11</b> | <b>13</b> | <b>15</b> | <b>11</b> |           |           |
| Walker                   | Carbon Hill                      | 2         | 0         | 0         | 0         | 0         |           |

## First-Time Freshmen from Alabama High Schools

| High School County | High School           | Fall 2014 | Fall 2015 | Fall 2016 | Fall 2017 | Fall 2018 |
|--------------------|-----------------------|-----------|-----------|-----------|-----------|-----------|
| Walker             | Cordova               | 1         | 1         | 0         | 0         | 0         |
|                    | Curry                 | 1         | 0         | 1         | 0         | 0         |
|                    | Dora                  | 0         | 0         | 0         | 0         | 0         |
|                    | Jericho Way Christian | 0         | 0         | 0         | 0         | 0         |
|                    | Oakman                | 0         | 0         | 2         | 0         | 0         |
|                    | Parrish               | 0         | 0         | 0         | 0         | 0         |
|                    | Sumitan Christian     | 0         | 0         | 1         | 0         | 0         |
|                    | Walker                | 0         | 5         | 1         | 4         | 2         |
|                    | <b>Total</b>          |           | 4         | 6         | 5         | 4         |
| Washington         | Fruitdale             | 0         | 0         | 0         | 0         | 0         |
|                    | Leroy                 | 0         | 0         | 1         | 0         | 0         |
|                    | Mcintosh              | 0         | 0         | 0         | 0         | 0         |
|                    | Washington County     | 0         | 0         | 0         | 1         | 0         |
|                    | <b>Total</b>          |           | 0         | 0         | 1         | 1         |
| Wilcox             | Wilcox County         | 0         | 0         | 0         | 0         | 0         |
|                    | <b>Total</b>          |           | 0         | 0         | 0         | 0         |
| Winston            | Meek                  | 2         | 1         | 2         | 0         | 0         |
|                    | Winston County        | 2         | 0         | 0         | 0         | 0         |
|                    | Addison               | 0         | 0         | 0         | 0         | 2         |
|                    | Haleyville            | 0         | 2         | 0         | 0         | 0         |
|                    | Lynn                  | 0         | 0         | 0         | 0         | 0         |
|                    | <b>Total</b>          |           | 4         | 3         | 2         | 0         |
| International      |                       | 25        | 12        | 45        | 23        | 10        |
|                    | <b>Total</b>          |           | 25        | 12        | 45        | 23        |
| Out Of State       |                       | 240       | 219       | 278       | 244       | 219       |
|                    | <b>Total</b>          |           | 240       | 219       | 278       | 244       |
| Unknown            |                       | 36        | 27        | 46        | 10        | 59        |
|                    | <b>Total</b>          |           | 36        | 27        | 46        | 10        |
| <b>Grand Total</b> |                       | 1,185     | 1,049     | 1,320     | 1,147     | 1,073     |

\*International student definition changed Fall 2017 to look at specific Visa types rather than address





# First-Time Freshmen Receiving In-State Scholarships - Fall 2018

## First-Time Freshmen Receiving In-State Scholarships by Major

|                                |            |
|--------------------------------|------------|
| Nursing_Undecided              | 84         |
| Undecided                      | 62         |
| Undecided-Management           | 55         |
| Biology                        | 41         |
| Music                          | 37         |
| Computer Science               | 26         |
| Exercise Science/Wellness      | 18         |
| Forensic Invest Undecided      | 16         |
| Early Childhood Elementary Ed  | 15         |
| Psychology                     | 14         |
| English                        | 13         |
| Communication                  | 10         |
| Applied Manufacturing Engineer | 8          |
| Computer Information Systems   | 8          |
| Criminal Justice               | 8          |
| Chemistry                      | 7          |
| Art                            | 7          |
| History                        | 6          |
| Political Science              | 6          |
| Spec Ed Collaborative K-6/6-12 | 6          |
| Social Work                    | 6          |
| Mathematics                    | 4          |
| Drama                          | 3          |
| Sport Mgt and Rec Studies      | 3          |
| Applied Electronic Engineering | 3          |
| Family and Consumer Sciences   | 2          |
| Respiratory Therapy_Undecided  | 2          |
| Emergency Management           | 1          |
| Forensic Investigation         | 1          |
| Integrated Studies             | 1          |
| Occupation Safety & Hlth Mgmt  | 1          |
| Spanish                        | 1          |
| <b>Grand Total</b>             | <b>475</b> |

## First-Time Freshmen Receiving In-State Scholarships by Scholarship Type and Gender

|                    | Male       | Female     | Grand Total |
|--------------------|------------|------------|-------------|
| Academic Merit     | 203        | 269        | 472         |
| Elite Honors Merit | 1          | 2          | 3           |
| <b>Grand Total</b> | <b>204</b> | <b>271</b> | <b>475</b>  |

## First-Time Freshmen Receiving In-State Scholarships by Gender

| Gender             | Students   | Percent        |
|--------------------|------------|----------------|
| Female             | 271        | 57.05%         |
| Male               | 204        | 42.95%         |
| <b>Grand Total</b> | <b>475</b> | <b>100.00%</b> |

## First-Time Freshmen Receiving In-State Scholarships by State and County

|                    |                 |            |
|--------------------|-----------------|------------|
| Alabama            | Autauga         | 2          |
|                    | Blount          | 7          |
|                    | Butler          | 1          |
|                    | Unknown         | 68         |
|                    | Chambers        | 1          |
|                    | Cherokee (AL)   | 18         |
|                    | Clay (AL)       | 6          |
|                    | Cleburne        | 8          |
|                    | Colbert         | 4          |
|                    | Cullman         | 3          |
|                    | Dekalb (AL)     | 27         |
|                    | Etowah          | 45         |
|                    | Fayette (AL)    | 1          |
|                    | Henry (AL)      | 2          |
|                    | Houston (AL)    | 1          |
|                    | Jackson (AL)    | 6          |
|                    | Jefferson (AL)  | 21         |
|                    | Lee (AL)        | 3          |
|                    | Limestone       | 1          |
|                    | Madison (AL)    | 7          |
|                    | Marion (AL)     | 1          |
|                    | Marshall        | 8          |
|                    | Mobile          | 1          |
|                    | Montgomery (AL) | 4          |
|                    | Morgan (AL)     | 3          |
|                    | Randolph (AL)   | 5          |
|                    | Russell         | 1          |
|                    | Saint Clair     | 24         |
|                    | Shelby          | 17         |
|                    | Talladega       | 19         |
|                    | Tallapoosa      | 1          |
|                    | Tuscaloosa      | 5          |
|                    | Walker (AL)     | 1          |
|                    | Winston         | 2          |
|                    | Unknown         | 77         |
| Georgia            | Bibb (GA)       | 1          |
|                    | Bryan           | 1          |
|                    | Carroll         | 4          |
|                    | Catoosa         | 1          |
|                    | Cherokee (GA)   | 1          |
|                    | Clarke (GA)     | 1          |
|                    | Cobb            | 7          |
|                    | Colquitt        | 1          |
|                    | Coweta          | 5          |
|                    | Douglas         | 9          |
|                    | Fayette (GA)    | 1          |
|                    | Floyd           | 5          |
|                    | Forsyth         | 1          |
|                    | Gordon          | 3          |
|                    | Gwinnett        | 1          |
|                    | Paulding        | 5          |
|                    | Polk            | 1          |
|                    | Walker (GA)     | 1          |
|                    | Wilkinson       | 1          |
|                    | Unknown         | 9          |
| Florida            | Unknown         | 4          |
| Tennessee          | Unknown         | 2          |
| California         | Unknown         | 1          |
| Idaha              | Unknown         | 1          |
| Illinois           | Unknown         | 1          |
| Lousiana           | Unknown         | 1          |
| Mississippi        | Unknown         | 1          |
| North Carolina     | Unknown         | 1          |
| Pennsylvania       | Unknown         | 1          |
| Washington         | Unknown         | 1          |
| Unknown            | Unknown         | 1          |
| <b>Grand Total</b> |                 | <b>475</b> |

# First-Time Transfer Students - Fall 2018

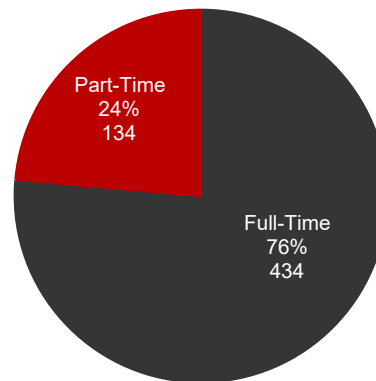
## First-Time Transfer Students by Major

|                                |            |
|--------------------------------|------------|
| Nursing                        | 84         |
| Undecided Management           | 68         |
| Early Childhood Elementary Ed  | 48         |
| Nursing Undecided              | 39         |
| Biology                        | 32         |
| Undecided                      | 22         |
| Integrated Studies             | 20         |
| Social Work                    | 18         |
| History                        | 17         |
| Psychology                     | 17         |
| Forensic Invest Undecided      | 16         |
| Exercise Science/Wellness      | 15         |
| Computer Information Systems   | 12         |
| Computer Science               | 12         |
| Applied Manufacturing Engineer | 11         |
| Communication                  | 11         |
| Emergency Management           | 11         |
| Family and Consumer Sciences   | 10         |
| Sport Mgt and Rec Studies      | 10         |
| Criminal Justice               | 9          |
| Music                          | 9          |
| Respiratory Therapy            | 9          |
| Applied Electronic Engineering | 8          |
| English                        | 8          |
| Respiratory Therapy_Undecided  | 8          |
| Occupation Safety & Hlth Mgmt  | 7          |
| Physical Education             | 7          |
| Accounting                     | 6          |
| Art                            | 4          |
| Mathematics                    | 4          |
| Political Science              | 4          |
| Finance                        | 2          |
| Geography                      | 2          |
| Management                     | 2          |
| Marketing                      | 2          |
| Chemistry                      | 1          |
| Drama                          | 1          |
| Spec Ed Collaborative K-6/6-12 | 1          |
| Transient                      | 1          |
| <b>Grand Total</b>             | <b>568</b> |

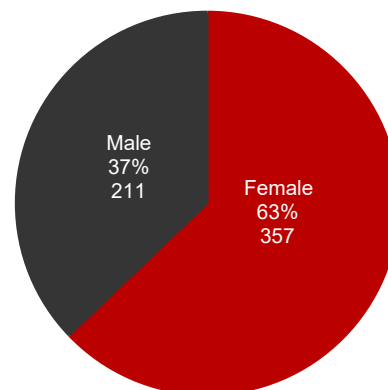
## First-Time Transfer Students by Gender and Ethnicity

|             |                                  |     |
|-------------|----------------------------------|-----|
| Female      | White                            | 265 |
|             | Black or African American        | 66  |
|             | Unknown                          | 16  |
|             | Asian or Asian American          | 3   |
|             | Hispanic/Latino                  | 6   |
|             | American Indian or Alaska Native | 1   |
| Total       |                                  | 357 |
| Male        | White                            | 158 |
|             | Black or African American        | 32  |
|             | Unknown                          | 15  |
|             | Asian or Asian American          | 3   |
|             | Hispanic/Latino                  | 2   |
|             | American Indian or Alaska Native | 1   |
| Total       |                                  | 211 |
| Grand Total |                                  | 568 |

## First-Time Transfer Students by Status



## First-Time Transfer Students by Gender



# First-Time Transfer Students From All Colleges and Universities

## Top 10 Two-Year College First-Time Transfers to JSU

|                              | Students   | Percentage     |
|------------------------------|------------|----------------|
| Gadsden State Community      | 145        | 32.37%         |
| Snead State                  | 74         | 16.52%         |
| Northeast Alabama Community  | 46         | 10.27%         |
| Jefferson State Community    | 38         | 8.48%          |
| Southern Union               | 32         | 7.14%          |
| Central Alabama Community    | 22         | 4.91%          |
| Wallace Community Hanceville | 19         | 4.24%          |
| Calhoun Community College    | 15         | 3.35%          |
| Shelton State                | 8          | 1.79%          |
| Bevill State                 | 6          | 1.34%          |
| Other Colleges               | 43         | 9.60%          |
| <b>Grand Total</b>           | <b>448</b> | <b>100.00%</b> |

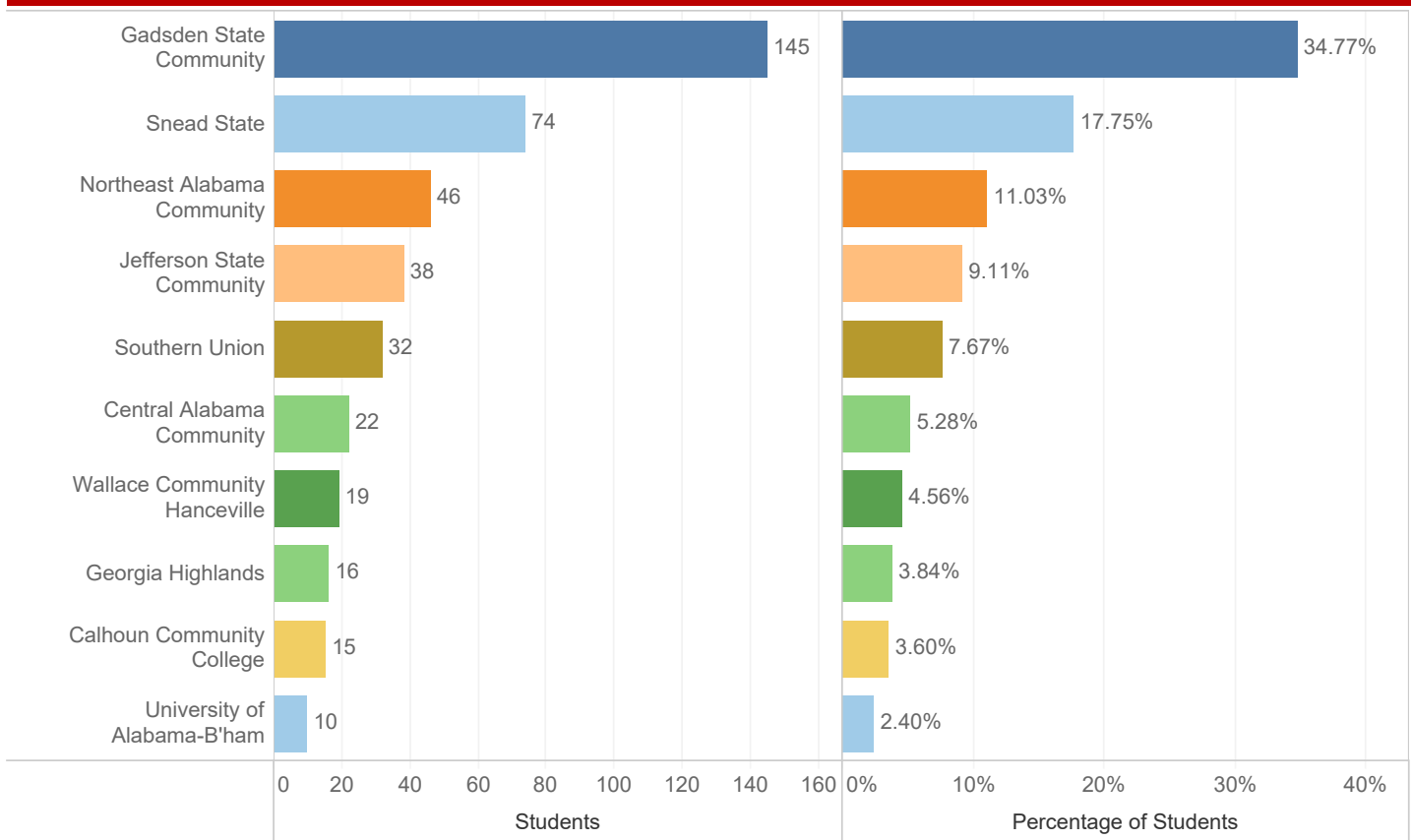
\*Includes only students with previous college code 'J'

## Top 10 Four-Year Colleges/Universities First-Time Transfers to JSU

|                             | Students   | Percentage     |
|-----------------------------|------------|----------------|
| Georgia Highlands           | 16         | 14.41%         |
| University of Alabama-B'ham | 10         | 9.01%          |
| University of Alabama       | 8          | 7.21%          |
| University of South Alabama | 6          | 5.41%          |
| Auburn University           | 5          | 4.50%          |
| Athens State University     | 3          | 2.70%          |
| Kennesaw State University   | 3          | 2.70%          |
| Troy University             | 3          | 2.70%          |
| University of North Alabama | 3          | 2.70%          |
| University of West Alabama  | 3          | 2.70%          |
| Other Colleges/Universities | 51         | 45.95%         |
| <b>Grand Total</b>          | <b>111</b> | <b>100.00%</b> |

\*Includes only students with previous college code 'C'

## Top 10 Colleges/Universities First-Time Transfers to JSU

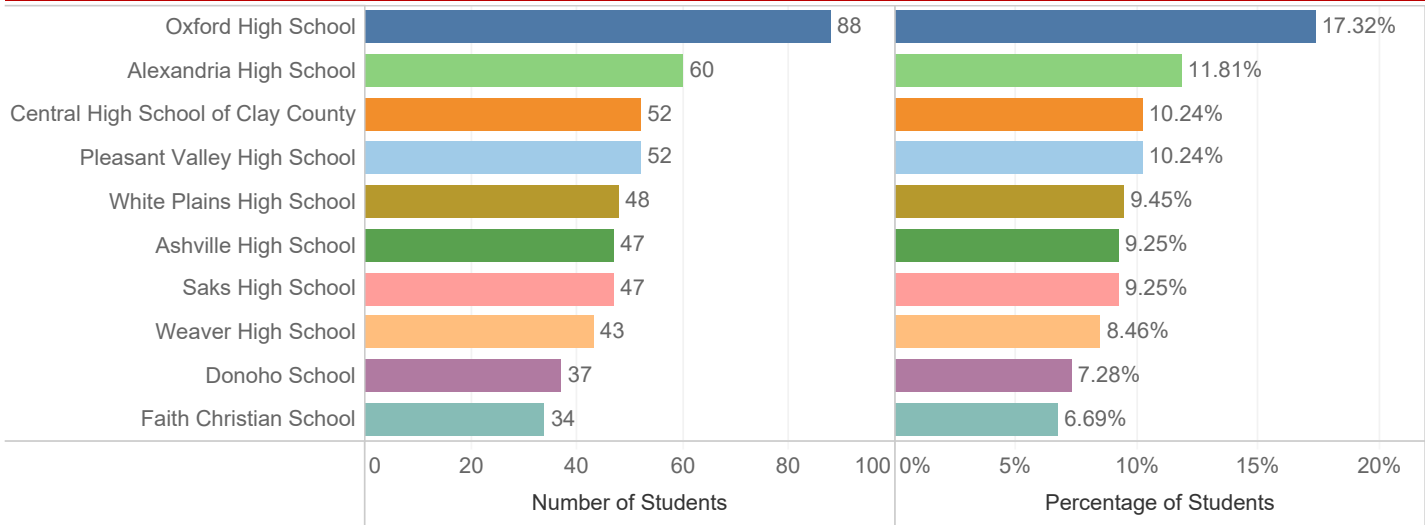


\*Includes students with previous college code of 'C' or 'J'



# Dual Enrollment Students - Fall 2018

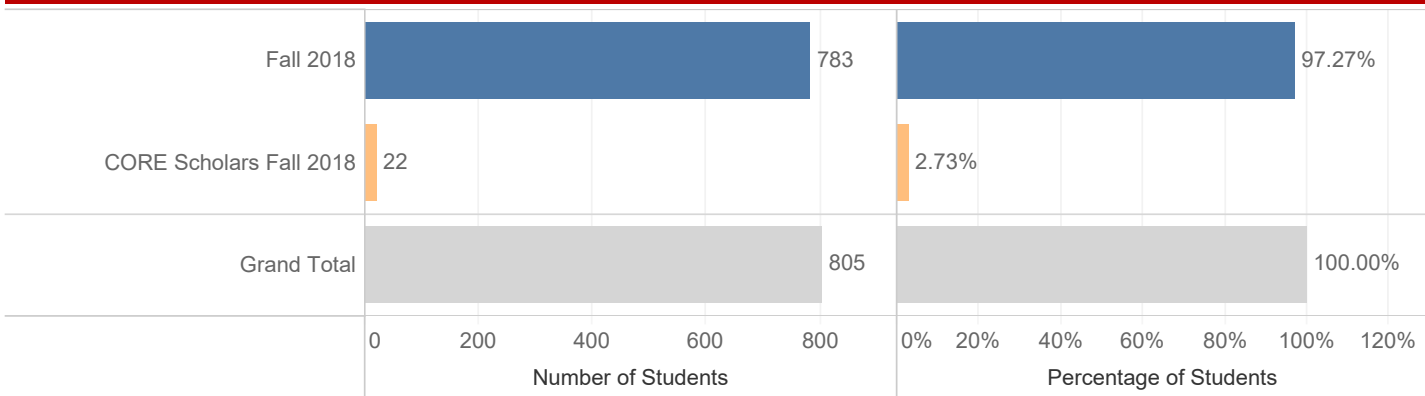
## Dual Enrollment High School Students (Top 10 Participating Schools)



## Dual Enrollment High School Students by Gender and Ethnicity

|                    |   |            |
|--------------------|---|------------|
| Female             | American Indian or Alaska Native          | 1          |
|                    | Asian or Asian American                   | 10         |
|                    | Black or African American                 | 55         |
|                    | Native Hawaiian or Other Pacific Islander | 1          |
|                    | White                                     | 404        |
|                    | Unknown                                   | 36         |
|                    | <b>Total</b>                              | <b>507</b> |
| Male               | Asian or Asian American                   | 6          |
|                    | Black or African American                 | 18         |
|                    | White                                     | 244        |
|                    | Unknown                                   | 30         |
|                    | <b>Total</b>                              | <b>298</b> |
| <b>Grand Total</b> | <b>805</b>                                |            |

## Dual Enrollment High School Students by Term





# Enrollment





**WELCOME**



JACKSONVILLE STATE UNIVERSITY™

**ALUMNI**





# Enrollment and FTE - Fall 2018

## All Students by Year, Level, and Full Time Equivalency

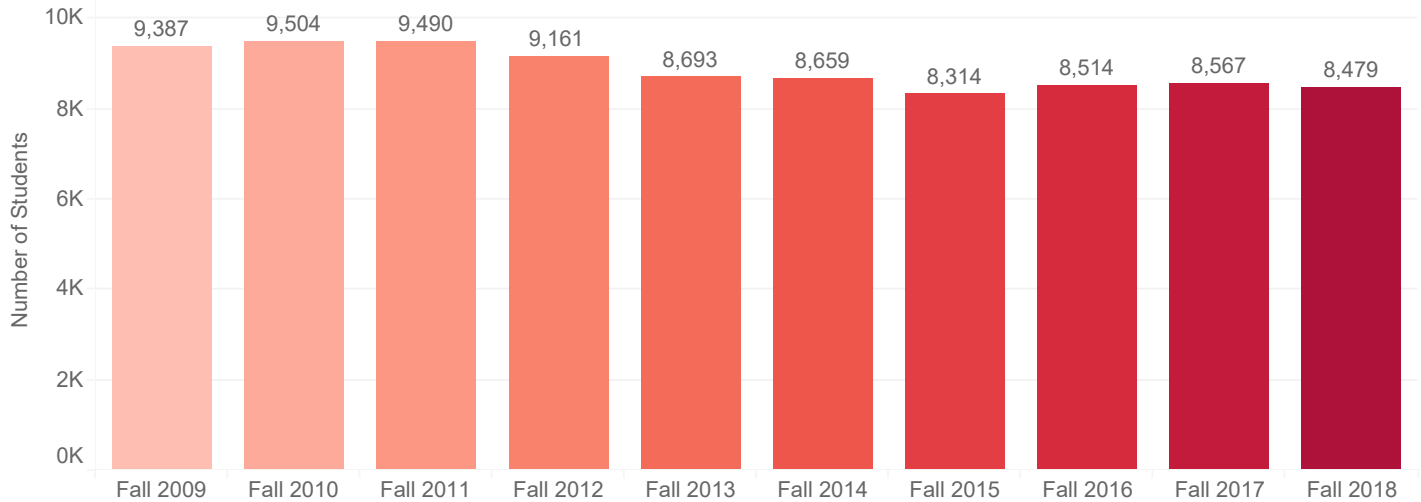
| Term      | Undergraduate |                    |       | Graduate |                    |     | Doctoral |                    |     | Grand Total |                    |       |
|-----------|---------------|--------------------|-------|----------|--------------------|-----|----------|--------------------|-----|-------------|--------------------|-------|
|           | Students      | Total Credit Hours | FTE   | Students | Total Credit Hours | FTE | Students | Total Credit Hours | FTE | Students    | Total Credit Hours | FTE   |
| Fall 2014 | 7,647         | 91,193             | 7,599 | 977      | 6,180              | 687 | 35       | 224                | 25  | 8,659       | 97,597             | 8,311 |
| Fall 2015 | 7,383         | 86,877             | 7,240 | 897      | 5,628              | 625 | 34       | 176                | 20  | 8,314       | 92,681             | 7,885 |
| Fall 2016 | 7,561         | 88,609             | 7,384 | 913      | 6,032              | 670 | 40       | 181                | 20  | 8,514       | 94,822             | 8,074 |
| Fall 2017 | 7,491         | 88,640             | 7,387 | 976      | 6,327              | 703 | 100      | 553                | 61  | 8,567       | 95,520             | 8,151 |
| Fall 2018 | 7,321         | 87,295             | 7,275 | 997      | 6,553              | 728 | 161      | 900                | 100 | 8,479       | 94,748             | 8,103 |

\* Above CHP calculated based on student level, CHP & Enrollment report based on course level

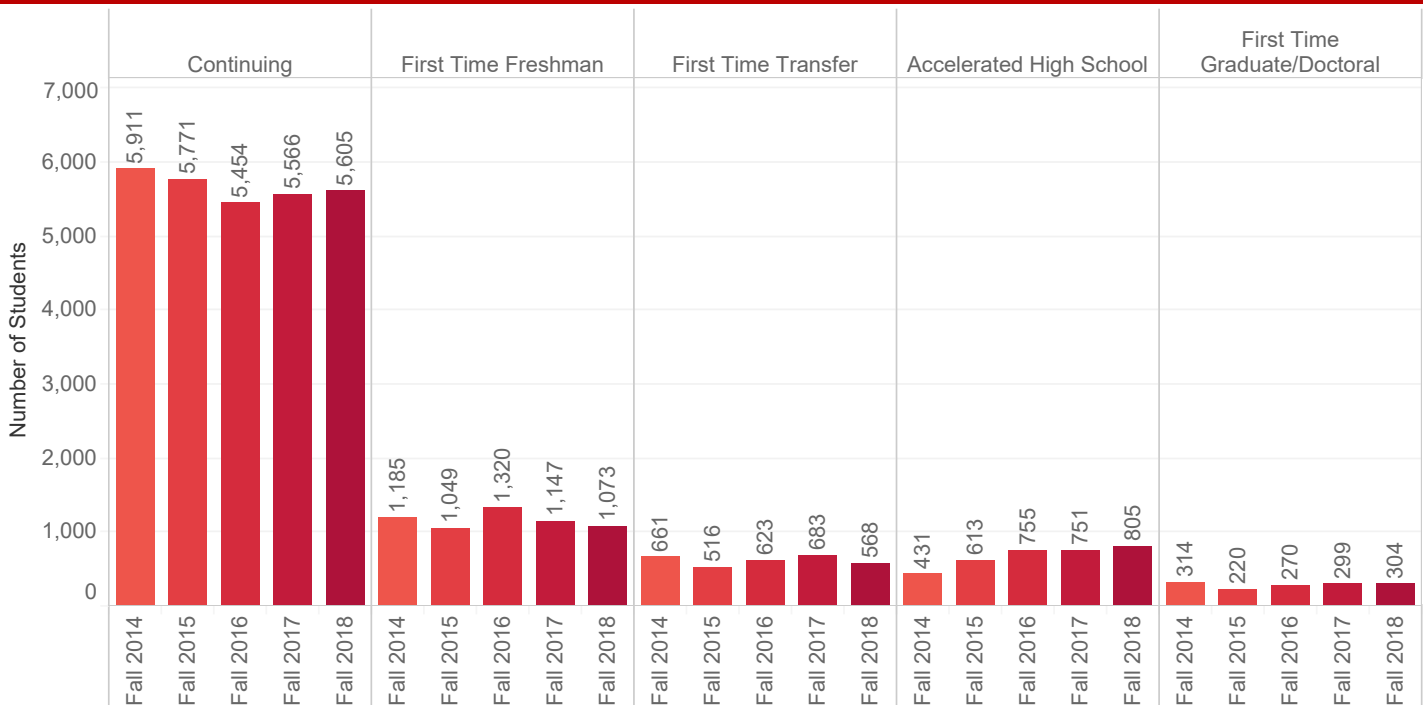
\*12 total credit hours = 1 undergraduate FTE

\* 9 total credit hours = 1 graduate/doctoral FTE

## Student Enrollment by Year



## Student Enrollment by Major Student Types



# Enrollment - Fall 2018

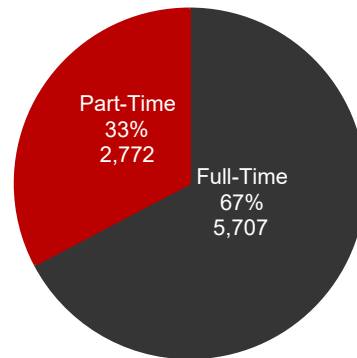
## All Students by Major

|                                |       |
|--------------------------------|-------|
| Not Applicable                 | 910   |
| Nursing                        | 634   |
| Nursing Undecided              | 520   |
| Undecided-Management           | 509   |
| Biology                        | 401   |
| Early Childhood Elementary Ed  | 326   |
| Music                          | 294   |
| Undecided                      | 273   |
| Exercise Science/Wellness      | 266   |
| Emergency Management           | 265   |
| Criminal Justice               | 224   |
| Communication                  | 214   |
| Computer Science               | 198   |
| Social Work                    | 178   |
| Psychology                     | 171   |
| English                        | 168   |
| Integrated Studies             | 165   |
| Family and Consumer Sciences   | 160   |
| Forensic Invest Undecided      | 156   |
| History                        | 153   |
| Sport Mgt and Rec Studies      | 123   |
| Computer Information Systems   | 115   |
| Art                            | 115   |
| Applied Manufacturing Engineer | 111   |
| Physical Education             | 107   |
| Instructional Leadership       | 102   |
| Management                     | 97    |
| Occupation Safety & Hlth Mgmt  | 91    |
| Accounting                     | 89    |
| Spec Ed Collaborative K-6/6-12 | 89    |
| Political Science              | 84    |
| Counselor Education            | 84    |
| Population Health              | 71    |
| Applied Electronic Engineering | 66    |
| Mathematics                    | 63    |
| Business Administration        | 63    |
| Marketing                      | 60    |
| Respiratory Therapy            | 59    |
| Elementary Education           | 47    |
| Chemistry                      | 44    |
| Public Administration          | 43    |
| Education                      | 43    |
| Geography                      | 40    |
| Finance                        | 40    |
| Respiratory Therapy_ Undecided | 38    |
| Sport Management               | 36    |
| Drama                          | 36    |
| Liberal Studies                | 26    |
| Social Work (MSW)              | 25    |
| Transient                      | 24    |
| Early Childhood Education      | 24    |
| English Language Arts          | 21    |
| Sociology                      | 18    |
| Instructional Technology       | 18    |
| Forensic Investigation         | 16    |
| Collaborative Educ K-6, 6-12   | 16    |
| Industrial Leadership          | 15    |
| Systems & Software             | 14    |
| Reading Specialist             | 14    |
| Manufacturing Systems Tech     | 14    |
| Library Media                  | 11    |
| Economics                      | 11    |
| Social Studies                 | 10    |
| General Science                | 10    |
| Visual Communication & Design  | 9     |
| Foreign Language               | 9     |
| Business Economics             | 9     |
| Community Health Nursing       | 7     |
| Business Marketing Education   | 6     |
| Spanish                        | 3     |
| Nursing Education/Educator     | 3     |
| Recreation Leadership          | 2     |
| Emer Preparedness Nursing Coor | 2     |
| Electronics Technology         | 1     |
| Grand Total                    | 8,479 |

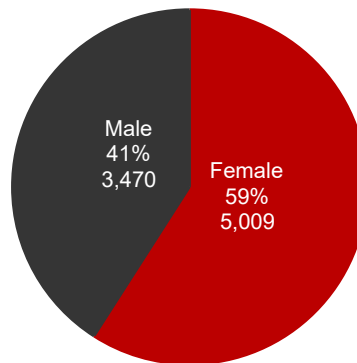
## All Students by Gender and Ethnicity

|             |   |       |
|-------------|---|-------|
| Female      | American Indian or Alaska Native          | 27    |
|             | Asian or Asian American                   | 55    |
|             | Black or African American                 | 964   |
|             | Hispanic/Latino                           | 36    |
|             | Native Hawaiian or Other Pacific Islander | 5     |
|             | White                                     | 3,640 |
|             | Unknown                                   | 282   |
| Total       |   | 5,009 |
| Male        | American Indian or Alaska Native          | 19    |
|             | Asian or Asian American                   | 46    |
|             | Black or African American                 | 628   |
|             | Hispanic/Latino                           | 35    |
|             | Native Hawaiian or Other Pacific Islander | 1     |
|             | White                                     | 2,521 |
|             | Unknown                                   | 220   |
| Total       |   | 3,470 |
| Grand Total |   | 8,479 |

## All Students by Status



## All Students by Gender





### All Students by School, Classification, and Status

| Class       | School of Arts & Humanities |           | School of Business & In.. |           | School of Education |           | School of Hlt Prof & Wellne.. |           | School of Human Ser &.. |           | School of Science |           | Non Applicable |           | Other     | Grand Total |
|-------------|-----------------------------|-----------|---------------------------|-----------|---------------------|-----------|-------------------------------|-----------|-------------------------|-----------|-------------------|-----------|----------------|-----------|-----------|-------------|
|             | Full-Time                   | Part-Time | Full-Time                 | Part-Time | Full-Time           | Part-Time | Full-Time                     | Part-Time | Full-Time               | Part-Time | Full-Time         | Part-Time | Full-Time      | Part-Time | Full-Time |             |
| Freshman    | 145                         | 10        | 292                       | 19        | 135                 | 18        | 405                           | 13        | 218                     | 17        | 210               | 14        | 186            | 822       | 80        | 2,584       |
| Sophomore   | 139                         | 13        | 283                       | 44        | 160                 | 15        | 286                           | 72        | 181                     | 30        | 180               | 17        | 49             | 7         | 1         | 1,477       |
| Junior      | 178                         | 22        | 285                       | 43        | 228                 | 20        | 284                           | 80        | 231                     | 43        | 160               | 23        | 1              | 2         | 1         | 1,601       |
| Senior      | 153                         | 67        | 244                       | 103       | 188                 | 78        | 299                           | 154       | 152                     | 65        | 102               | 41        | 1              | 10        | 2         | 1,659       |
| Graduate    | 21                          | 43        | 16                        | 61        | 112                 | 332       | 38                            | 116       | 51                      | 152       | 10                | 32        |                | 13        |           | 997         |
| Doctoral    |                             |           |                           |           |                     |           |                               | 121       |                         | 40        |                   |           |                |           |           | 161         |
| Grand Total | 636                         | 155       | 1,120                     | 270       | 823                 | 463       | 1,312                         | 556       | 833                     | 347       | 662               | 127       | 237            | 854       | 84        | 8,479       |

### All Students by Ethnicity and Year

| Race/Ethnicity                            | Fall 2014 | Fall 2015 | Fall 2016 | Fall 2017 | Fall 2018 |
|---|-----------|-----------|-----------|-----------|-----------|
| American Indian or Alaska Native          | 61        | 63        | 62        | 61        | 46        |
| Asian or Asian American                   | 90        | 102       | 103       | 109       | 101       |
| Black or African American                 | 2,069     | 1,839     | 1,662     | 1,609     | 1,592     |
| Hispanic/Latino                           | 130       | 111       | 90        | 85        | 71        |
| Native Hawaiian or Other Pacific Islander | 8         | 7         | 7         | 9         | 6         |
| White                                     | 6,001     | 5,899     | 6,213     | 6,176     | 6,161     |
| Unknown                                   | 300       | 293       | 377       | 518       | 502       |
| Grand Total                               | 8,659     | 8,314     | 8,514     | 8,567     | 8,479     |

### All Students by Ethnicity and Level

| Race/Ethnicity                            | Undergraduate |            | Graduate |            | Doctoral |            | Grand Total |            |
|---|---------------|------------|----------|------------|----------|------------|-------------|------------|
|   | Students      | Percentage | Students | Percentage | Students | Percentage | Students    | Percentage |
| American Indian or Alaska Native          | 36            | 0.42%      | 10       | 0.12%      |          |            | 46          | 0.54%      |
| Asian or Asian American                   | 87            | 1.03%      | 12       | 0.14%      | 2        | 0.02%      | 101         | 1.19%      |
| Black or African American                 | 1,308         | 15.43%     | 244      | 2.88%      | 40       | 0.47%      | 1,592       | 18.78%     |
| Hispanic/Latino                           | 61            | 0.72%      | 10       | 0.12%      |          |            | 71          | 0.84%      |
| Native Hawaiian or Other Pacific Islander | 4             | 0.05%      | 2        | 0.02%      |          |            | 6           | 0.07%      |
| White                                     | 5,362         | 63.24%     | 688      | 8.11%      | 111      | 1.31%      | 6,161       | 72.66%     |
| Unknown                                   | 463           | 5.46%      | 31       | 0.37%      | 8        | 0.09%      | 502         | 5.92%      |
| Grand Total                               | 7,321         | 86.34%     | 997      | 11.76%     | 161      | 1.90%      | 8,479       | 100.00%    |

### All Students by Gender

| Gender      | Students | Percentage |
|-------------|----------|------------|
| Female      | 5,009    | 59.08%     |
| Male        | 3,470    | 40.92%     |
| Grand Total | 8,479    | 100.00%    |

### All Students by Level

|                           | Students | Percentage |
|---------------------------|----------|------------|
| Undergraduate Lower Level | 4,061    | 47.89%     |
| Undergraduate Upper Level | 3,260    | 38.45%     |
| Graduate                  | 997      | 11.76%     |
| Doctoral                  | 161      | 1.90%      |
| Grand Total               | 8,479    | 100.00%    |

# Distribution by Age of Students - Fall 2018

## All Students by Status and Age Distribution

| Status      | Age      | Fall 2014 | Fall 2015 | Fall 2016 | Fall 2017 | Fall 2018 |
|-------------|----------|-----------|-----------|-----------|-----------|-----------|
| Full-Time   | Under 18 | 42        | 31        | 29        | 20        | 21        |
|             | 18-19    | 1,996     | 1,866     | 2,022     | 2,038     | 1,912     |
|             | 20-21    | 1,913     | 1,802     | 1,774     | 1,915     | 1,966     |
|             | 22-24    | 1,121     | 1,175     | 1,126     | 1,042     | 1,102     |
|             | 25-29    | 393       | 362       | 390       | 355       | 343       |
|             | 30-34    | 188       | 161       | 154       | 165       | 136       |
|             | 35-39    | 125       | 111       | 106       | 82        | 92        |
|             | 40-44    | 74        | 69        | 59        | 59        | 58        |
|             | 45-49    | 48        | 29        | 41        | 51        | 34        |
|             | 50-64    | 33        | 29        | 25        | 27        | 41        |
|             | 65+      | 3         | 4         | 2         | 2         | 2         |
|             | Unknown  |           | 1         |           |           |           |
| Part-Time   | Under 18 | 405       | 587       | 710       | 714       | 763       |
|             | 18-19    | 94        | 116       | 110       | 98        | 82        |
|             | 20-21    | 220       | 174       | 175       | 190       | 157       |
|             | 22-24    | 472       | 476       | 477       | 470       | 432       |
|             | 25-29    | 494       | 455       | 452       | 463       | 419       |
|             | 30-34    | 330       | 266       | 259       | 261       | 286       |
|             | 35-39    | 250       | 189       | 206       | 204       | 230       |
|             | 40-44    | 192       | 171       | 154       | 168       | 172       |
|             | 45-49    | 122       | 113       | 111       | 115       | 110       |
|             | 50-64    | 131       | 117       | 124       | 124       | 113       |
|             | 65+      | 8         | 10        | 7         | 4         | 7         |
|             | Unknown  | 5         |           | 1         |           | 1         |
| Grand Total |          | 8,659     | 8,314     | 8,514     | 8,567     | 8,479     |

## All Students by Average Age

| Term      | Undergraduate | Graduate | Doctoral |
|-----------|---------------|----------|----------|
| Fall 2014 | 22.9          | 32.9     | 44.1     |
| Fall 2015 | 22.5          | 32.4     | 44.6     |
| Fall 2016 | 22.3          | 32.2     | 42.4     |
| Fall 2017 | 22.1          | 32.4     | 39.5     |
| Fall 2018 | 21.8          | 33.1     | 38.4     |

# Enrollment by Alabama County of Origin

## Fall 2014 through 2018

### Enrollment by Alabama County and Year

| AL County  | 2014  | %     | 2015  | %     | 2016  | %     | 2017* | %     | 2018  | %     |
|------------|-------|-------|-------|-------|-------|-------|-------|-------|-------|-------|
| Autauga    | 19    | 0.2%  | 24    | 0.3%  | 31    | 0.4%  | 30    | 0.4%  | 29    | 0.3%  |
| Baldwin    | 28    | 0.3%  | 27    | 0.3%  | 20    | 0.2%  | 25    | 0.3%  | 18    | 0.2%  |
| Barbour    | 7     | 0.1%  | 3     | 0.0%  | 4     | 0.0%  | 5     | 0.1%  | 3     | 0.0%  |
| Bibb       | 4     | 0.0%  | 3     | 0.0%  | 2     | 0.0%  | 5     | 0.1%  | 3     | 0.0%  |
| Blount     | 138   | 1.6%  | 117   | 1.4%  | 112   | 1.3%  | 136   | 1.6%  | 116   | 1.4%  |
| Bullock    | 1     | 0.0%  | 1     | 0.0%  | 2     | 0.0%  | 3     | 0.0%  | 2     | 0.0%  |
| Butler     | 6     | 0.1%  | 5     | 0.1%  | 5     | 0.1%  | 5     | 0.1%  | 4     | 0.0%  |
| Calhoun    | 1,989 | 23.0% | 1,958 | 23.6% | 1,832 | 21.5% | 2,318 | 27.1% | 2,218 | 26.2% |
| Chambers   | 28    | 0.3%  | 21    | 0.3%  | 17    | 0.2%  | 20    | 0.2%  | 23    | 0.3%  |
| Cherokee   | 217   | 2.5%  | 191   | 2.3%  | 205   | 2.4%  | 241   | 2.8%  | 229   | 2.7%  |
| Chilton    | 18    | 0.2%  | 12    | 0.1%  | 10    | 0.1%  | 18    | 0.2%  | 13    | 0.2%  |
| Choctaw    |       |       | 1     | 0.0%  | 0     | 0.0%  | 0     | 0.0%  | 2     | 0.0%  |
| Clarke     | 6     | 0.1%  | 6     | 0.1%  | 4     | 0.0%  | 11    | 0.1%  | 12    | 0.1%  |
| Clay       | 86    | 1.0%  | 87    | 1.0%  | 127   | 1.5%  | 119   | 1.4%  | 122   | 1.4%  |
| Cleburne   | 124   | 1.4%  | 126   | 1.5%  | 119   | 1.4%  | 127   | 1.5%  | 119   | 1.4%  |
| Coffee     | 6     | 0.1%  | 8     | 0.1%  | 13    | 0.2%  | 15    | 0.2%  | 11    | 0.1%  |
| Colbert    | 12    | 0.1%  | 6     | 0.1%  | 7     | 0.1%  | 16    | 0.2%  | 16    | 0.2%  |
| Conecuh    | 6     | 0.1%  | 6     | 0.1%  | 0     | 0.0%  | 3     | 0.0%  | 3     | 0.0%  |
| Coosa      | 3     | 0.0%  | 1     | 0.0%  | 4     | 0.0%  | 15    | 0.2%  | 15    | 0.2%  |
| Covington  | 4     | 0.0%  | 4     | 0.0%  | 5     | 0.1%  | 6     | 0.1%  | 5     | 0.1%  |
| Crenshaw   | 1     | 0.0%  | 2     | 0.0%  | 3     | 0.0%  | 2     | 0.0%  | 1     | 0.0%  |
| Cullman    | 45    | 0.5%  | 51    | 0.6%  | 43    | 0.5%  | 64    | 0.7%  | 44    | 0.5%  |
| Dale       | 7     | 0.1%  | 8     | 0.1%  | 7     | 0.1%  | 10    | 0.1%  | 7     | 0.1%  |
| Dallas     | 7     | 0.1%  | 4     | 0.0%  | 11    | 0.1%  | 12    | 0.1%  | 11    | 0.1%  |
| DeKalb     | 252   | 2.9%  | 229   | 2.8%  | 178   | 2.1%  | 276   | 3.2%  | 313   | 3.7%  |
| Elmore     | 21    | 0.2%  | 15    | 0.2%  | 14    | 0.2%  | 20    | 0.2%  | 27    | 0.3%  |
| Escambia   | 3     | 0.0%  | 3     | 0.0%  | 2     | 0.0%  | 2     | 0.0%  | 3     | 0.0%  |
| Etowah     | 786   | 9.1%  | 726   | 8.7%  | 714   | 8.4%  | 795   | 9.3%  | 757   | 8.9%  |
| Fayette    | 6     | 0.1%  | 5     | 0.1%  | 3     | 0.0%  | 6     | 0.1%  | 3     | 0.0%  |
| Franklin   | 1     | 0.0%  | 0     | 0.0%  | 1     | 0.0%  | 5     | 0.1%  | 2     | 0.0%  |
| Geneva     | 9     | 0.1%  | 4     | 0.0%  | 3     | 0.0%  | 4     | 0.0%  | 5     | 0.1%  |
| Greene     | 1     | 0.0%  | 3     | 0.0%  | 1     | 0.0%  | 2     | 0.0%  | 3     | 0.0%  |
| Hale       | 7     | 0.1%  | 8     | 0.1%  | 6     | 0.1%  | 9     | 0.1%  | 7     | 0.1%  |
| Henry      | 2     | 0.0%  | 5     | 0.1%  | 0     | 0.0%  | 9     | 0.1%  | 3     | 0.0%  |
| Houston    | 32    | 0.4%  | 24    | 0.3%  | 18    | 0.2%  | 27    | 0.3%  | 29    | 0.3%  |
| Jackson    | 67    | 0.8%  | 72    | 0.9%  | 59    | 0.7%  | 81    | 0.9%  | 94    | 1.1%  |
| Jefferson  | 538   | 6.2%  | 464   | 5.6%  | 449   | 5.3%  | 527   | 6.2%  | 510   | 6.0%  |
| Lamar      | 2     | 0.0%  | 1     | 0.0%  | 1     | 0.0%  | 0     | 0.0%  | 2     | 0.0%  |
| Lauderdale | 19    | 0.2%  | 13    | 0.2%  | 13    | 0.2%  | 11    | 0.1%  | 3     | 0.0%  |
| Lawrence   | 9     | 0.1%  | 11    | 0.1%  | 5     | 0.1%  | 9     | 0.1%  | 5     | 0.1%  |



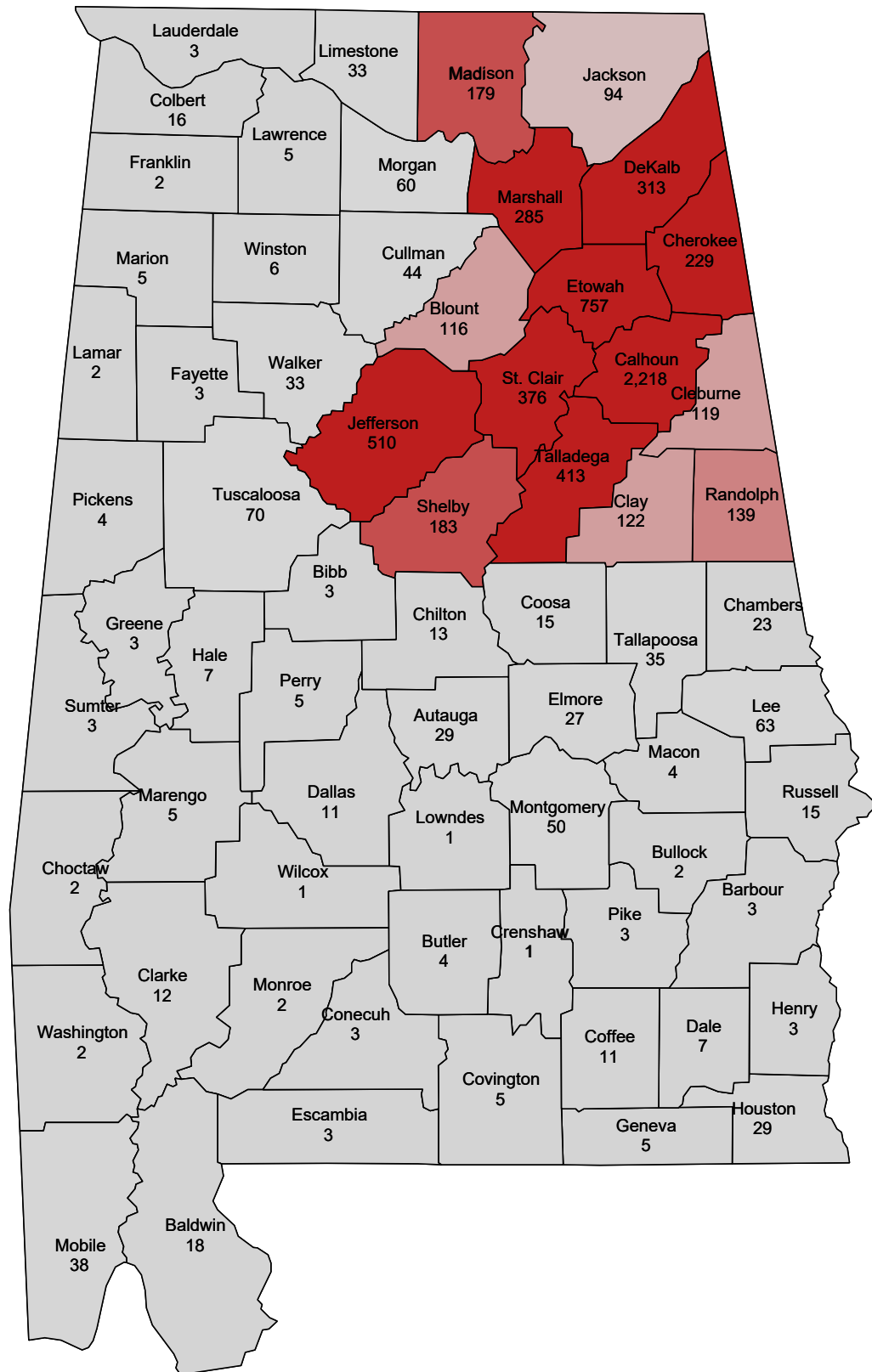
## Enrollment by Alabama County and Year

| AL County          | 2014         | %             | 2015         | %             | 2016         | %             | 2017*        | %             | 2018         | %             |
|--------------------|--------------|---------------|--------------|---------------|--------------|---------------|--------------|---------------|--------------|---------------|
| Lee                | 55           | 0.6%          | 53           | 0.6%          | 46           | 0.5%          | 83           | 1.0%          | 63           | 0.7%          |
| Limestone          | 32           | 0.4%          | 25           | 0.3%          | 26           | 0.3%          | 30           | 0.4%          | 33           | 0.4%          |
| Lowndes            |              |               | 1            | 0.0%          | 0            | 0.0%          | 1            | 0.0%          | 1            | 0.0%          |
| Macon              | 1            | 0.0%          | 1            | 0.0%          | 4            | 0.0%          | 5            | 0.1%          | 4            | 0.0%          |
| Madison            | 209          | 2.4%          | 217          | 2.6%          | 187          | 2.2%          | 201          | 2.3%          | 179          | 2.1%          |
| Marengo            | 11           | 0.1%          | 8            | 0.1%          | 4            | 0.0%          | 12           | 0.1%          | 5            | 0.1%          |
| Marion             | 5            | 0.1%          | 2            | 0.0%          | 3            | 0.0%          | 4            | 0.0%          | 5            | 0.1%          |
| Marshall           | 268          | 3.1%          | 262          | 3.2%          | 266          | 3.1%          | 343          | 4.0%          | 285          | 3.4%          |
| Mobile             | 30           | 0.3%          | 22           | 0.3%          | 27           | 0.3%          | 36           | 0.4%          | 38           | 0.4%          |
| Monroe             | 2            | 0.0%          | 1            | 0.0%          | 0            | 0.0%          | 2            | 0.0%          | 2            | 0.0%          |
| Montgomery         | 42           | 0.5%          | 40           | 0.5%          | 37           | 0.4%          | 47           | 0.5%          | 50           | 0.6%          |
| Morgan             | 49           | 0.6%          | 60           | 0.7%          | 53           | 0.6%          | 74           | 0.9%          | 60           | 0.7%          |
| Perry              | 6            | 0.1%          | 4            | 0.0%          | 2            | 0.0%          | 3            | 0.0%          | 5            | 0.1%          |
| Pickens            | 9            | 0.1%          | 6            | 0.1%          | 4            | 0.0%          | 5            | 0.1%          | 4            | 0.0%          |
| Pike               | 2            | 0.0%          | 5            | 0.1%          | 2            | 0.0%          | 4            | 0.0%          | 3            | 0.0%          |
| Randolph           | 67           | 0.8%          | 62           | 0.7%          | 85           | 1.0%          | 114          | 1.3%          | 139          | 1.6%          |
| Russell            | 15           | 0.2%          | 13           | 0.2%          | 19           | 0.2%          | 18           | 0.2%          | 15           | 0.2%          |
| Shelby             | 139          | 1.6%          | 122          | 1.5%          | 126          | 1.5%          | 197          | 2.3%          | 183          | 2.2%          |
| St. Clair          | 258          | 3.0%          | 238          | 2.9%          | 182          | 2.1%          | 352          | 4.1%          | 376          | 4.4%          |
| Sumter             | 5            | 0.1%          | 1            | 0.0%          | 1            | 0.0%          | 1            | 0.0%          | 3            | 0.0%          |
| Talladega          | 360          | 4.2%          | 405          | 4.9%          | 362          | 4.3%          | 449          | 5.2%          | 413          | 4.9%          |
| Tallapoosa         | 30           | 0.3%          | 28           | 0.3%          | 23           | 0.3%          | 30           | 0.4%          | 35           | 0.4%          |
| Tuscaloosa         | 28           | 0.3%          | 28           | 0.3%          | 38           | 0.4%          | 59           | 0.7%          | 70           | 0.8%          |
| Walker             | 25           | 0.3%          | 29           | 0.3%          | 26           | 0.3%          | 33           | 0.4%          | 33           | 0.4%          |
| Washington         | 0            | 0.0%          | 0            | 0.0%          | 0            | 0.0%          | 2            | 0.0%          | 2            | 0.0%          |
| Wilcox             | 3            | 0.0%          | 2            | 0.0%          | 1            | 0.0%          | 2            | 0.0%          | 1            | 0.0%          |
| Winston            | 7            | 0.1%          | 5            | 0.1%          | 5            | 0.1%          | 5            | 0.1%          | 6            | 0.1%          |
| Unknown            | 839          | 9.7%          | 936          | 11.3%         | 1,421        | 16.7%         | 6            | 0.1%          | 178          | 2.1%          |
| Other              | 1,645        | 19.0%         | 1,483        | 17.8%         | 1,514        | 17.8%         | 1,460        | 17.0%         | 1,496        | 17.6%         |
| <b>Grand Total</b> | <b>8,659</b> | <b>100.0%</b> | <b>8,314</b> | <b>100.0%</b> | <b>8,514</b> | <b>100.0%</b> | <b>8,567</b> | <b>100.0%</b> | <b>8,479</b> | <b>100.0%</b> |

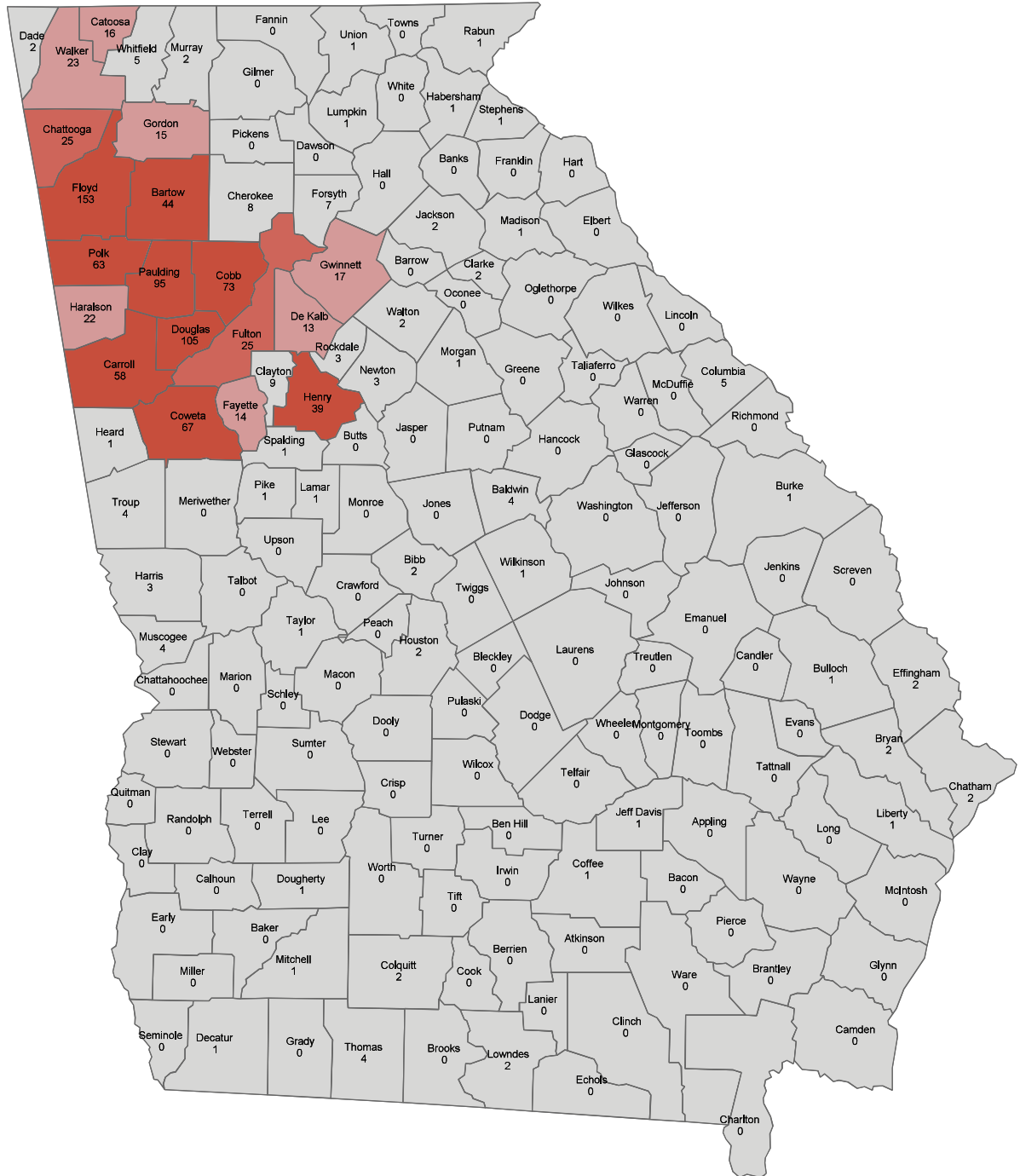
\* International student definition changed Fall 2017 to look at specific Visa types rather than address



# Enrollment by Alabama County - Fall 2018



# Enrollment by Georgia County - Fall 2018

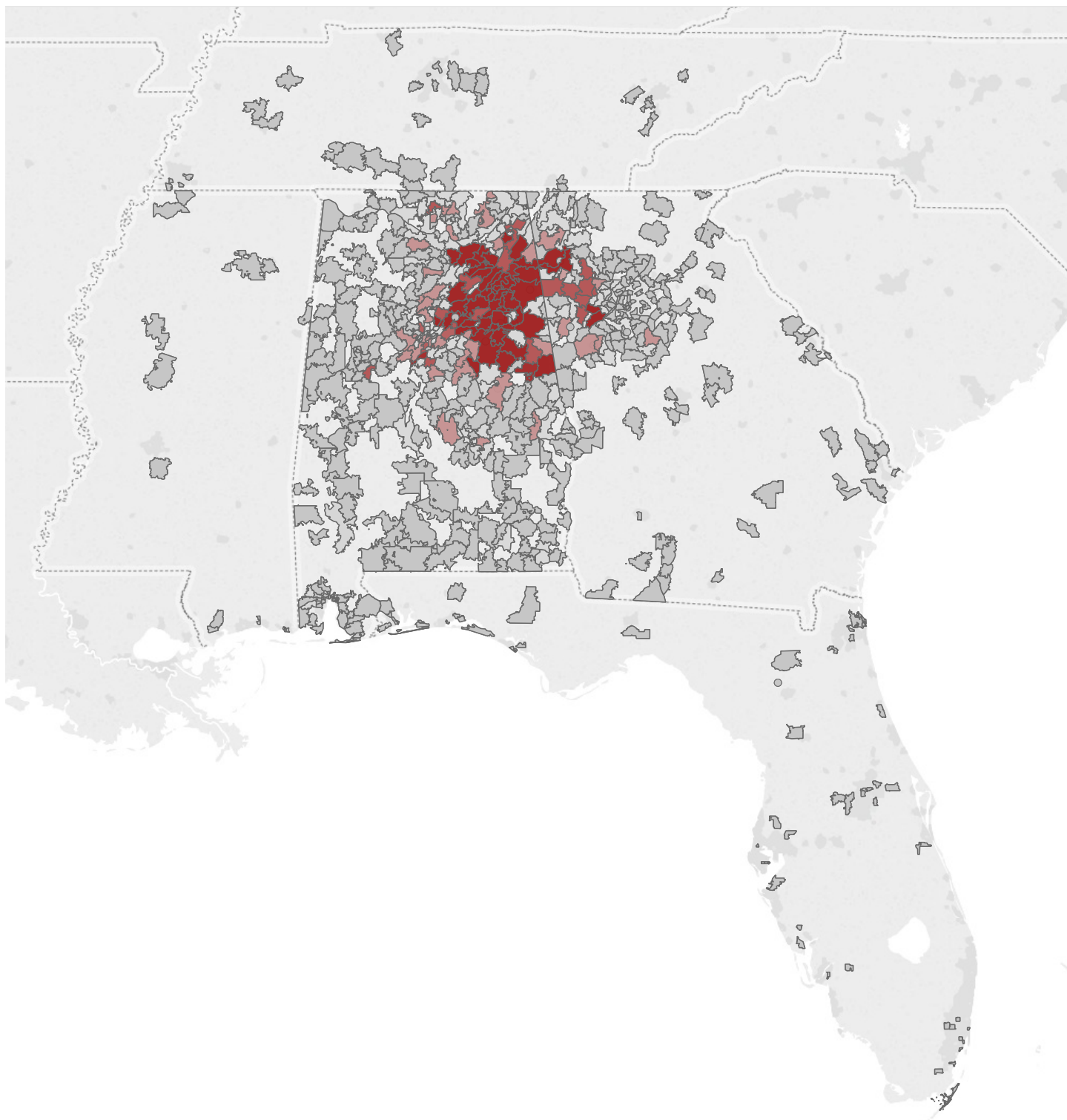




## Enrollment by State and Year

| State                | 2014  | 2015  | 2016  | 2017* | 2018  |
|----------------------|-------|-------|-------|-------|-------|
| Alabama              | 7,014 | 6,831 | 7,000 | 7,107 | 6,983 |
| Alaska               | 0     | 0     | 3     | 4     | 1     |
| Arizona              | 6     | 4     | 7     | 8     | 7     |
| Arkansas             | 0     | 1     | 3     | 2     | 2     |
| California           | 15    | 15    | 14    | 10    | 11    |
| Colorado             | 8     | 10    | 12    | 12    | 9     |
| Connecticut          | 7     | 5     | 3     | 2     | 3     |
| Delaware             | 1     | 2     | 4     | 2     | 1     |
| District of Columbia | 0     | 1     | 0     | 1     | 1     |
| Florida              | 65    | 59    | 61    | 51    | 57    |
| Georgia              | 1,059 | 943   | 946   | 959   | 991   |
| Hawaii               | 2     | 1     | 1     | 1     | 0     |
| Idaho                | 1     | 1     | 0     | 0     | 1     |
| Illinois             | 19    | 12    | 9     | 7     | 10    |
| Indiana              | 5     | 2     | 2     | 1     | 3     |
| Iowa                 | 1     | 2     | 4     | 3     | 3     |
| Kansas               | 5     | 1     | 3     | 3     | 5     |
| Kentucky             | 9     | 5     | 9     | 6     | 6     |
| Louisiana            | 4     | 7     | 7     | 4     | 5     |
| Maine                | 1     | 1     | 2     | 1     | 1     |
| Maryland             | 10    | 6     | 9     | 6     | 6     |
| Massachusetts        | 1     | 1     | 2     | 5     | 5     |
| Michigan             | 7     | 4     | 5     | 7     | 7     |
| Minnesota            | 4     | 2     | 1     | 1     | 2     |
| Mississippi          | 19    | 19    | 14    | 13    | 11    |
| Missouri             | 7     | 9     | 6     | 5     | 5     |
| Montana              | 0     | 0     | 1     | 2     | 2     |
| Nebraska             | 2     | 1     | 1     | 0     | 0     |
| Nevada               | 1     | 2     | 2     | 0     | 0     |
| New Hampshire        | 0     | 0     | 0     | 1     | 1     |
| New Jersey           | 7     | 6     | 7     | 2     | 4     |
| New Mexico           | 0     | 1     | 2     | 1     | 1     |
| New York             | 8     | 8     | 7     | 7     | 7     |
| North Carolina       | 20    | 14    | 14    | 18    | 22    |
| North Dakota         | 0     | 1     | 1     | 0     | 0     |
| Ohio                 | 9     | 10    | 4     | 3     | 2     |
| Oklahoma             | 1     | 0     | 1     | 1     | 2     |
| Oregon               | 2     | 4     | 4     | 1     | 2     |
| Pennsylvania         | 9     | 7     | 8     | 7     | 8     |
| Rhode Island         | 0     | 0     | 0     | 1     | 0     |
| South Carolina       | 12    | 12    | 17    | 15    | 16    |
| South Dakota         | 0     | 0     | 1     | 3     | 1     |
| Tennessee            | 25    | 29    | 33    | 38    | 41    |
| Texas                | 31    | 27    | 33    | 27    | 24    |
| Utah                 | 0     | 1     | 0     | 1     | 2     |
| Vermont              | 0     | 0     | 0     | 0     | 0     |
| Virginia             | 24    | 24    | 22    | 23    | 27    |
| Washington           | 4     | 5     | 3     | 6     | 5     |
| West Virginia        | 2     | 2     | 1     | 3     | 2     |
| Wisconsin            | 6     | 5     | 4     | 2     | 3     |
| Wyoming              | 0     | 0     | 0     | 0     | 0     |
| Other                | 226   | 211   | 221   | 184   | 171   |
| Grand Total          | 8,659 | 8,314 | 8,514 | 8,567 | 8,479 |

# Enrollment in Southeastern U.S. Region - Fall 2018



# Undergraduate Student Enrollment - Fall 2018

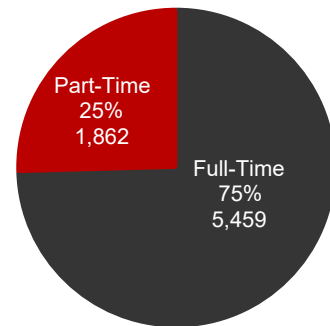
## Undergraduate Students by Major

|                                |       |
|--------------------------------|-------|
| Not Applicable                 | 897   |
| Nursing Undecided              | 520   |
| Nursing                        | 513   |
| Undecided Management           | 509   |
| Biology                        | 373   |
| Early Childhood Elementary Ed  | 326   |
| Music                          | 287   |
| Undecided                      | 273   |
| Exercise Science/Wellness      | 266   |
| Communication                  | 214   |
| Criminal Justice               | 205   |
| Computer Science               | 198   |
| Social Work                    | 178   |
| Integrated Studies             | 165   |
| Psychology                     | 162   |
| Family and Consumer Sciences   | 157   |
| Forensic Invest Undecided      | 156   |
| English                        | 150   |
| History                        | 136   |
| Sport Mgt and Rec Studies      | 123   |
| Emergency Management           | 118   |
| Art                            | 115   |
| Computer Information Systems   | 115   |
| Applied Manufacturing Engineer | 111   |
| Management                     | 97    |
| Occupation Safety & Hlth Mgmt  | 91    |
| Accounting                     | 89    |
| Political Science              | 84    |
| Physical Education             | 71    |
| Applied Electronic Engineering | 66    |
| Marketing                      | 60    |
| Respiratory Therapy            | 59    |
| Spec Ed Collaborative K-6/6-12 | 58    |
| Mathematics                    | 51    |
| Chemistry                      | 44    |
| Finance                        | 40    |
| Geography                      | 40    |
| Respiratory Therapy_ Undecided | 38    |
| Drama                          | 36    |
| Transient                      | 24    |
| Sociology                      | 18    |
| Forensic Investigation         | 16    |
| Industrial Leadership          | 15    |
| Collaborative Educ K-6, 6-12   | 12    |
| Economics                      | 11    |
| Business Economics             | 9     |
| Foreign Language               | 9     |
| Liberal Studies                | 6     |
| Business Marketing Education   | 3     |
| Spanish                        | 3     |
| Recreation Leadership          | 2     |
| Electronics Technology         | 1     |
| Sport Management               | 1     |
| Grand Total                    | 7,321 |

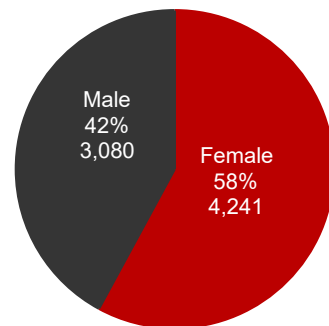
## Undergraduate Students by Gender and Ethnicity

| Gender             | Race/Ethnicity                            |              |
|--------------------|---|--------------|
| Female             | American Indian or Alaska Native          | 20           |
|                    | Asian or Asian American                   | 48           |
|                    | Black or African American                 | 761          |
|                    | Hispanic/Latino                           | 30           |
|                    | Native Hawaiian or Other Pacific Islander | 3            |
|                    | White                                     | 3,123        |
|                    | Unknown                                   | 256          |
|                    | <b>Total</b>                              | <b>4,241</b> |
| Male               | American Indian or Alaska Native          | 16           |
|                    | Asian or Asian American                   | 39           |
|                    | Black or African American                 | 547          |
|                    | Hispanic/Latino                           | 31           |
|                    | Native Hawaiian or Other Pacific Islander | 1            |
|                    | White                                     | 2,239        |
|                    | Unknown                                   | 207          |
|                    | <b>Total</b>                              | <b>3,080</b> |
| <b>Grand Total</b> |   | <b>7,321</b> |

## Undergraduate Students by Status



## Undergraduate Students by Gender





# Graduate Student Enrollment - Fall 2018

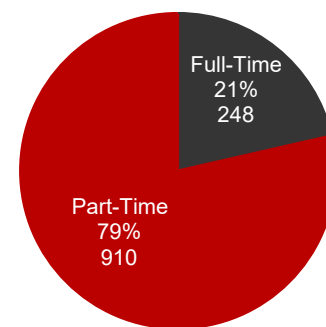
## Graduate Students by Major

|                                |       |
|--------------------------------|-------|
| Emergency Management           | 147   |
| Nursing                        | 121   |
| Instructional Leadership       | 102   |
| Counselor Education            | 84    |
| Population Health              | 71    |
| Business Administration        | 63    |
| Elementary Education           | 47    |
| Education                      | 43    |
| Public Administration          | 43    |
| Physical Education             | 36    |
| Sport Management               | 35    |
| Spec Ed Collaborative K-6/6-12 | 31    |
| Biology                        | 28    |
| Social Work (MSW)              | 25    |
| Early Childhood Education      | 24    |
| English Language Arts          | 21    |
| Liberal Studies                | 20    |
| Criminal Justice               | 19    |
| English                        | 18    |
| Instructional Technology       | 18    |
| History                        | 17    |
| Manufacturing Systems Tech     | 14    |
| Reading Specialist             | 14    |
| Systems & Software             | 14    |
| Not Applicable                 | 13    |
| Mathematics                    | 12    |
| Library Media                  | 11    |
| General Science                | 10    |
| Social Studies                 | 10    |
| Psychology                     | 9     |
| Visual Communication & Design  | 9     |
| Community Health Nursing       | 7     |
| Music                          | 7     |
| Collaborative Educ K-6, 6-12   | 4     |
| Business Marketing Education   | 3     |
| Family and Consumer Sciences   | 3     |
| Nursing Education/Educator     | 3     |
| Emer Preparedness Nursing Coor | 2     |
| Grand Total                    | 1,158 |

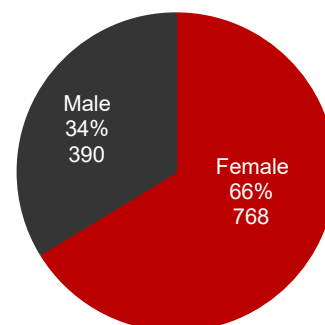
## Graduate Students by Gender and Ethnicity

|             |   |       |
|-------------|---|-------|
| Female      | American Indian or Alaska Native          | 7     |
|             | Asian or Asian American                   | 7     |
|             | Black or African American                 | 203   |
|             | Hispanic/Latino                           | 6     |
|             | Native Hawaiian or Other Pacific Islander | 2     |
|             | White                                     | 517   |
|             | Unknown                                   | 26    |
| Total       |   | 768   |
| Male        | American Indian or Alaska Native          | 3     |
|             | Asian or Asian American                   | 7     |
|             | Black or African American                 | 81    |
|             | Hispanic/Latino                           | 4     |
|             | White                                     | 282   |
|             | Unknown                                   | 13    |
| Total       |   | 390   |
| Grand Total |   | 1,158 |

## Graduate Students by Status



## Graduate Students by Gender



# Online Distance Education Student Enrollment - Fall 2018

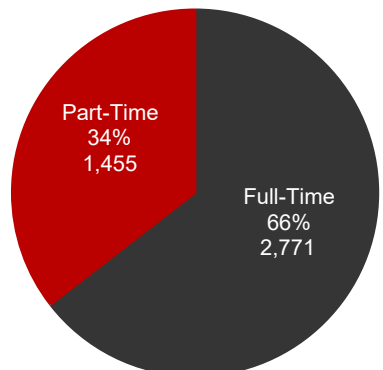
## Online Students\* by Major

|                                |       |
|--------------------------------|-------|
| Nursing Undecided              | 346   |
| Nursing                        | 331   |
| Undecided Management           | 298   |
| Emergency Management           | 263   |
| Family and Consumer Sciences   | 134   |
| Integrated Studies             | 132   |
| Biology                        | 129   |
| Exercise Science/Wellness      | 129   |
| Criminal Justice               | 122   |
| Undecided                      | 121   |
| Instructional Leadership       | 98    |
| Music                          | 94    |
| Psychology                     | 93    |
| Early Childhood Elementary Ed  | 88    |
| Management                     | 85    |
| Social Work                    | 85    |
| Communication                  | 78    |
| English                        | 76    |
| Population Health              | 71    |
| Accounting                     | 71    |
| Computer Information Systems   | 70    |
| Computer Science               | 69    |
| Forensic Invest Undecided      | 69    |
| History                        | 67    |
| Applied Manufacturing Engineer | 61    |
| Physical Education             | 59    |
| Business Administration        | 58    |
| Spec Ed Collaborative K-6/6-12 | 56    |
| Sport Mgt and Rec Studies      | 54    |
| Occupation Safety & Hlth Mgmt  | 49    |
| Marketing                      | 49    |
| Counselor Education            | 48    |
| Education                      | 42    |
| Elementary Education           | 40    |
| Not Applicable                 | 37    |
| Public Administration          | 37    |
| Political Science              | 36    |
| Sport Management               | 35    |
| Art                            | 35    |
| Finance                        | 31    |
| Applied Electronic Engineering | 30    |
| Respiratory Therapy_ Undecided | 27    |
| Mathematics                    | 21    |
| Chemistry                      | 21    |
| Liberal Studies                | 20    |
| Early Childhood Education      | 19    |
| Instructional Technology       | 18    |
| English Language Arts          | 18    |
| Social Work (MSW)              | 15    |
| Sociology                      | 14    |
| Reading Specialist             | 14    |
| Manufacturing Systems Tech     | 14    |
| Transient                      | 13    |
| Respiratory Therapy            | 13    |
| Geography                      | 13    |
| Drama                          | 13    |
| Industrial Leadership          | 12    |
| Library Media                  | 11    |
| Systems & Software             | 9     |
| Business Economics             | 9     |
| Social Studies                 | 8     |
| Forensic Investigation         | 8     |
| General Science                | 7     |
| Economics                      | 7     |
| Community Health Nursing       | 7     |
| Collaborative Educ K-6, 6-12   | 6     |
| Foreign Language               | 4     |
| Business Marketing Education   | 4     |
| Nursing Education/Educator     | 3     |
| Emer Preparedness Nursing Coor | 2     |
| Grand Total                    | 4,226 |

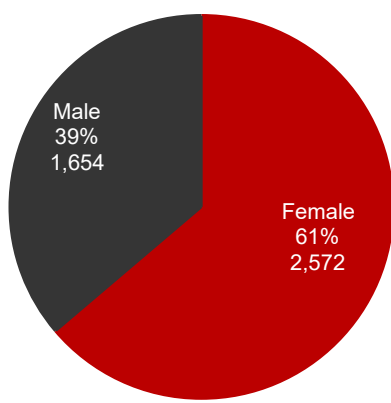
## Online Students by Gender and Ethnicity

|             |   |       |
|-------------|---|-------|
| Female      | American Indian or Alaska Native          | 15    |
|             | Asian or Asian American                   | 20    |
|             | Black or African American                 | 580   |
|             | Hispanic/Latino                           | 20    |
|             | Native Hawaiian or Other Pacific Islander | 2     |
|             | White                                     | 1,804 |
| Male        | Not Reported                              | 110   |
|             | Other                                     | 21    |
|             | American Indian or Alaska Native          | 12    |
|             | Asian or Asian American                   | 12    |
|             | Black or African American                 | 319   |
|             | Hispanic/Latino                           | 17    |
| Grand Total | White                                     | 1,205 |
|             | Not Reported                              | 77    |
|             | Other                                     | 12    |
|             | Grand Total                               | 4,226 |

## Online Students by Status



## Online Students by Gender



\* Count of students taking 1 or more courses online

# International Student Enrollment - Fall 2018

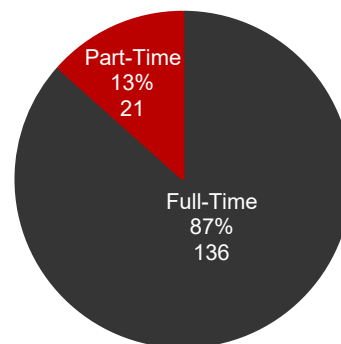
## International Students by Major

|                                |     |
|--------------------------------|-----|
| Undecided Management           | 35  |
| Biology                        | 11  |
| Computer Science               | 11  |
| Business Administration        | 6   |
| English                        | 6   |
| Exercise Science/Wellness      | 6   |
| Systems & Software             | 6   |
| Communication                  | 5   |
| Criminal Justice               | 5   |
| Political Science              | 5   |
| Sport Management               | 5   |
| Computer Information Systems   | 4   |
| Liberal Studies                | 4   |
| Sport Mgt and Rec Studies      | 4   |
| Art                            | 3   |
| Business Economics             | 3   |
| Management                     | 3   |
| Marketing                      | 3   |
| Nursing                        | 3   |
| Nursing Undecided              | 3   |
| Applied Manufacturing Engineer | 2   |
| Chemistry                      | 2   |
| Finance                        | 2   |
| Integrated Studies             | 2   |
| Psychology                     | 2   |
| Public Administration          | 2   |
| Accounting                     | 1   |
| Business Marketing Education   | 1   |
| Drama                          | 1   |
| Emergency Management           | 1   |
| Forensic Invest Undecided      | 1   |
| Geography                      | 1   |
| Manufacturing Systems Tech     | 1   |
| Music                          | 1   |
| Not Applicable                 | 1   |
| Occupation Safety & Hlth Mgmt  | 1   |
| Respiratory Therapy            | 1   |
| Respiratory Therapy_Undecided  | 1   |
| Transient                      | 1   |
| Undecided                      | 1   |
| Grand Total                    | 157 |

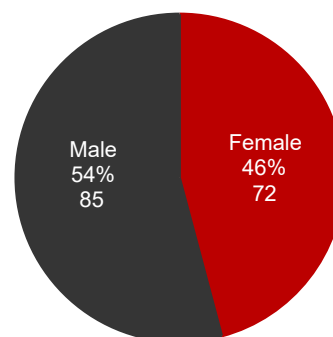
## International Students by Gender and Ethnicity

|             |                                  |     |
|-------------|----------------------------------|-----|
| Female      | American Indian or Alaska Native | 1   |
|             | Asian or Asian American          | 15  |
|             | Black or African American        | 10  |
|             | Hispanic/Latino                  | 3   |
|             | White                            | 26  |
|             | Unknown                          | 17  |
| Total       |                                  | 72  |
| Male        | Asian or Asian American          | 24  |
|             | Black or African American        | 8   |
|             | Hispanic/Latino                  | 5   |
|             | White                            | 30  |
|             | Unknown                          | 18  |
| Total       |                                  | 85  |
| Grand Total |                                  | 157 |

## International Students by Status



## International Students by Gender





# Credit Hour Production



The First Amendment

Congress shall make no law respecting an establishment of religion, or prohibiting the free exercise thereof; or abridging the freedom of speech, or of the press; or the right of the people peaceably to assemble, and to petition the Government for a redress of grievances.







JACKSONVILLE STATE UNIVERSITY

HOME OF THE GAMECOCKS



## Credit Hour Production and Sections Offered by Faculty Status

| Program                       | Full-Time Faculty |          |             | Part-Time Faculty |          |             | Grand Total |          |             |
|-------------------------------|-------------------|----------|-------------|-------------------|----------|-------------|-------------|----------|-------------|
|                               | CHP               | Sections | Average CHP | CHP               | Sections | Average CHP | CHP         | Sections | Average CHP |
| Accounting (ACC)              | 1,272             | 18       | 71          | 18                | 1        | 18          | 1,290       | 19       | 68          |
| Anthropology (AN)             | 129               | 5        | 26          | 66                | 2        | 33          | 195         | 7        | 28          |
| Applied Engineering (AE)      | 1,360             | 25       | 54          | 748               | 11       | 68          | 2,108       | 36       | 59          |
| Art (ART)                     | 1,089             | 56       | 19          | 876               | 13       | 67          | 1,965       | 69       | 28          |
| Biology (BY)                  | 5,113             | 122      | 42          | 1,985             | 27       | 74          | 7,098       | 149      | 48          |
| Business Administration (BA)  | 153               | 6        | 26          |                   |          |             | 153         | 6        | 26          |
| Career Technical Ed (CTE)     |                   |          |             | 72                | 8        | 9           | 72          | 8        | 9           |
| Chemistry (CY)                | 1,412             | 35       | 40          | 108               | 1        | 108         | 1,520       | 36       | 42          |
| Communication (COM)           | 788               | 19       | 41          | 435               | 6        | 73          | 1,223       | 25       | 49          |
| Computer Science (CS)         | 3,354             | 59       | 57          | 426               | 3        | 142         | 3,780       | 62       | 61          |
| Counselor Education (ECG)     | 360               | 15       | 24          | 168               | 5        | 34          | 528         | 20       | 26          |
| Criminal Justice (CJ)         | 1,095             | 30       | 37          | 1,818             | 13       | 140         | 2,913       | 43       | 68          |
| Dr of Nursing Practice (DNP)  | 48                | 1        | 48          |                   |          |             | 48          | 1        | 48          |
| Drama (DR)                    | 924               | 24       | 39          | 123               | 2        | 62          | 1,047       | 26       | 40          |
| Early Childhood (ECE)         | 558               | 13       | 43          |                   |          |             | 558         | 13       | 43          |
| Economics (EC)                | 1,296             | 16       | 81          |                   |          |             | 1,296       | 16       | 81          |
| Ed Administration (EAD)       |                   |          |             | 15                | 1        | 15          | 15          | 1        | 15          |
| Education (ED)                | 784               | 23       | 34          | 381               | 10       | 38          | 1,165       | 33       | 35          |
| Educational Foundations (EFD) | 303               | 9        | 34          | 105               | 6        | 18          | 408         | 15       | 27          |
| Elementary Education (EED)    | 921               | 18       | 51          | 444               | 8        | 56          | 1,365       | 26       | 53          |
| Emergency Management (EM)     | 1,398             | 34       | 41          | 456               | 7        | 65          | 1,854       | 41       | 45          |
| Engineering (EG)              | 39                | 1        | 39          | 52                | 1        | 52          | 91          | 2        | 46          |
| English (EH)                  | 8,455             | 117      | 72          | 2,016             | 32       | 63          | 10,471      | 149      | 70          |
| Family & Consumer Sc (FCS)    | 909               | 35       | 26          | 890               | 26       | 34          | 1,799       | 61       | 29          |
| Finance (FIN)                 | 1,494             | 19       | 79          |                   |          |             | 1,494       | 19       | 79          |
| Foreign Language (FL)         | 3                 | 1        | 3           |                   |          |             | 3           | 1        | 3           |
| Forensic Investigation (FI)   | 651               | 21       | 31          | 93                | 2        | 47          | 744         | 23       | 32          |
| French (FH)                   | 207               | 7        | 30          |                   |          |             | 207         | 7        | 30          |
| General Business (CBA)        | 1,692             | 11       | 154         |                   |          |             | 1,692       | 11       | 154         |
| Geography (GY)                | 1,401             | 34       | 41          |                   |          |             | 1,401       | 34       | 41          |
| Geology (GL)                  | 354               | 10       | 35          |                   |          |             | 354         | 10       | 35          |
| Health & PE (HPE)             | 3,054             | 84       | 36          | 401               | 8        | 50          | 3,455       | 92       | 38          |
| History (HY)                  | 3,315             | 49       | 68          | 1,383             | 21       | 66          | 4,698       | 70       | 67          |
| Info Mgmt E-Commerce (IME)    | 228               | 1        | 228         |                   |          |             | 228         | 1        | 228         |
| Instructional Leadership (IL) | 237               | 10       | 24          | 276               | 10       | 28          | 513         | 20       | 26          |
| Instructional Media (EIM)     | 156               | 6        | 26          |                   |          |             | 156         | 6        | 26          |



## Credit Hour Production and Sections Offered by Faculty Status

| Program                        | Full-Time Faculty |              |             | Part-Time Faculty |            |             | Grand Total   |              |             |
|--------------------------------|-------------------|--------------|-------------|-------------------|------------|-------------|---------------|--------------|-------------|
|                                | CHP               | Sections     | Average CHP | CHP               | Sections   | Average CHP | CHP           | Sections     | Average CHP |
| Learning Skills (LS)           | 480               | 14           | 34          | 117               | 2          | 59          | 597           | 16           | 37          |
| Library Media (LM)             | 48                | 4            | 12          |                   |            |             | 48            | 4            | 12          |
| Management (MGT)               | 1,398             | 14           | 100         |                   |            |             | 1,398         | 14           | 100         |
| Manufacturing Sys Tech (MFG)   | 63                | 3            | 21          |                   |            |             | 63            | 3            | 21          |
| Marketing (MKT)                | 1,149             | 13           | 88          |                   |            |             | 1,149         | 13           | 88          |
| Mathematics (MS)               | 4,686             | 60           | 78          | 1,461             | 24         | 61          | 6,147         | 84           | 73          |
| Military Science (MSC)         |                   |              |             | 292               | 12         | 24          | 292           | 12           | 24          |
| Music (MU)                     | 2,805             | 174          | 16          | 951               | 54         | 18          | 3,756         | 228          | 16          |
| Nursing (NU)                   | 7,196             | 88           | 82          | 444               | 19         | 23          | 7,640         | 107          | 71          |
| Physics (PHS)                  | 520               | 17           | 31          |                   |            |             | 520           | 17           | 31          |
| Political Science (PSC)        | 963               | 26           | 37          | 330               | 6          | 55          | 1,293         | 32           | 40          |
| Psychology (PSY)               | 3,331             | 46           | 72          | 1,116             | 5          | 223         | 4,447         | 51           | 87          |
| Public Safety Telecom (PST)    |                   |              |             | 183               | 4          | 46          | 183           | 4            | 46          |
| Reading Specialist (RDG)       | 363               | 8            | 45          | 354               | 7          | 51          | 717           | 15           | 48          |
| Respiratory Therapy (RT)       | 723               | 11           | 66          | 66                | 2          | 33          | 789           | 13           | 61          |
| Secondary Education (ESE)      | 454               | 16           | 28          | 531               | 10         | 53          | 985           | 26           | 38          |
| Social Work (SW)               | 1,732             | 38           | 46          |                   |            |             | 1,732         | 38           | 46          |
| Sociology (SY)                 | 1,434             | 20           | 72          |                   |            |             | 1,434         | 20           | 72          |
| Spanish (SH)                   | 888               | 14           | 63          |                   |            |             | 888           | 14           | 63          |
| Special Education (SPE)        | 657               | 22           | 30          | 336               | 4          | 84          | 993           | 26           | 38          |
| Sport Mgmt & Rec Studies (SMR) | 1,042             | 15           | 69          |                   |            |             | 1,042         | 15           | 69          |
| Statistics (ST)                | 537               | 5            | 107         |                   |            |             | 537           | 5            | 107         |
| Student Affairs (STU)          | 43                | 44           | 1           | 0                 | 4          | 0           | 43            | 48           | 1           |
| University Honors (UH)         | 148               | 7            | 21          |                   |            |             | 148           | 7            | 21          |
| <b>Grand Total</b>             | <b>75,212</b>     | <b>1,593</b> | <b>47</b>   | <b>19,536</b>     | <b>377</b> | <b>52</b>   | <b>94,748</b> | <b>1,970</b> | <b>48</b>   |

# Academics




...and Ottoman illustration  
...had been happening in the West? In those  
...dark illumination was still practised it reflected  
...of the barbarian invaders who  
...the western provinces of the Empire seeking  
...in Gaul, in Visigothic Spain, and in Celtic  
...independent schools of book  
...Celtic metalwork, introducing best  
...the earliest Christian manuscripts of the  
...English 'Insular School' produced  
...Merovingian, pre-Carolingian  
...centuries the service books  
...were decorated with fantastic  
...patterns, all pagan in origin, made  
...from stylized washes of colour -  
...the Gellone  
...the Virgin Mary, who forms the  
...decorative initial at  
...the upper initial of the  
...since the text of the  
...the decorative unknown to  
...the upper initial of the  
...the text of the  
...the decorative unknown to  
...the upper initial of the  
...the text of the

Virgin Mary in initial I of rubric:  
Gellone Sacramentary, Merovingian Gaul, 8th c.  
Bibliothèque Nationale, Paris, Lat. 12048

patronized by royalty, and nearly all the texts thought worthy of  
illumination and illustration were religious. In an age when few  
could read (not all the clergy were literate when Charlemagne  
came to power) books possessed a mystique which we can  
scarcely conceive today. They were also potent symbols of  
power and authority.  
The religious books comprised several categories. On the one  
hand were the Biblical texts, in particular the books of the  
Old Testament, Psalters and Gospels; on the other hand the  
liturgical books necessary for the celebration of church services.  
In early medieval times the books of the Old Testament were  
usually issued singly. It was only late in the Carolingian period

Carolingian and Ottoman illumination 13







**Degrees Offered Fall 2018  
With Regional and Program Accreditations**

| Unit                            | Discipline                        | Degrees Approved to Award  | Accrediting Agency | Concentrations                  | Accredited Through |
|---------------------------------|-----------------------------------|----------------------------|--------------------|---------------------------------|--------------------|
| Jacksonville State University   |                                   | Bachelors                  | SACSCOC            |                                 | 2024               |
|                                 |                                   | Masters                    | SACSCOC            |                                 | 2024               |
|                                 |                                   | Education Specialist       | SACSCOC            |                                 | 2024               |
|                                 |                                   | Doctor of Nursing Practice | SACSCOC            |                                 | 2024               |
|                                 |                                   | Doctor of Science          | SACSCOC            |                                 | 2024               |
| School of Arts and Humanities   | Art                               | B.A.                       | NASAD              |                                 | 2025               |
|                                 |                                   | B.F.A.                     | NASAD              | Ceramics                        | 2025               |
|                                 |                                   |                            |                    | Drawing                         | 2025               |
|                                 |                                   |                            |                    | Graphic Design                  | 2025               |
|                                 |                                   |                            |                    | Painting                        | 2025               |
|                                 |                                   |                            |                    | Photography                     | 2025               |
|                                 |                                   |                            |                    | Printmaking                     | 2025               |
|                                 |                                   | M.F.A.                     |                    | Visual Communication and Design | 0                  |
|                                 | Drama                             | B.A.                       | NAST               | Performance                     | 2025               |
|                                 |                                   |                            |                    | Production                      | 2025               |
|                                 | English                           | B.A., M.A.                 |                    |                                 | 0                  |
|                                 | Foreign Languages                 | B.A.                       |                    | French                          | 0                  |
|                                 |                                   |                            |                    | Spanish                         | 0                  |
|                                 | History                           | B.A., M.A.                 |                    |                                 | 0                  |
|                                 | Integrated Studies                | B.A.                       |                    |                                 | 0                  |
| Liberal Studies                 | M.A.                              |                            |                    | 0                               |                    |
| Music                           | B.A., M.A.                        | NASM                       | General Music      | 2019                            |                    |
|                                 |                                   |                            | Music Education    | 2019                            |                    |
| School of Business and Industry | Accounting                        | B.S.                       | AACSB              |                                 | 2018               |
|                                 | Applied Electronics Engineering   | B.S.                       | ATMAE              |                                 | 2018               |
|                                 | Applied Manufacturing Engineering | B.S.                       | ATMAE              | Design and Automation           | 2018               |
|                                 |                                   |                            |                    | Manufacturing Management        | 2018               |
|                                 | Business Administration           | M.B.A.                     | AACSB              | Accounting                      | 2018               |
| General                         |                                   |                            |                    | 2018                            |                    |

**Degrees Offered Fall 2018  
With Regional and Program Accreditations**

| Unit                            | Discipline                              | Degrees Approved to Award | Accrediting Agency | Concentrations                    | Accredited Through                           |      |
|---------------------------------|---|---------------------------|--------------------|-----------------------------------|--|------|
| School of Business and Industry | Communication                           | B.A.                      | ACEJMC             | Broadcasting                      | 2020   |      |
|                                 |   |                           |                    | Digital Journalism                | 2020   |      |
|                                 |   |                           |                    | Public Relations                  | 2020   |      |
|                                 | Economics                               | B.A.                      |                    |                                   |  | 0    |
|                                 |   | B.S.                      | AACSB              |                                   |  | 2018 |
|                                 | Finance                                 | B.S.                      | AACSB              |                                   |  | 2018 |
|                                 | Industrial Leadership                   | B.S.                      | ATMAE              |                                   |  | 2018 |
|                                 | Management                              | B.S.                      | AACSB              | Entrepreneurship                  |  | 2018 |
|                                 |   |                           |                    | Human Resource Management         |  | 2018 |
|                                 |   |                           |                    | Information Management/E-Commerce |  | 2018 |
|                                 | Manufacturing Systems Technology        | M.S.                      | ATMAE              |                                   |  | 2018 |
|                                 | Marketing                               | B.S.                      | AACSB              |                                   |  | 2018 |
|                                 | Occupational Safety & Health Management | B.S.                      | ATMAE              |                                   |  | 2018 |
|                                 | School of Education                     | Counselor Education       | M.S., Ed.S         | CACREP                            | Clinical Mental Health                       | 2018 |
| School Counseling               |   |                           |                    |                                   | 2018   |      |
|                                 |   |                           |                    |                                   |  |      |
|                                 |   |                           |                    | NCATE/CAEP                        | School Counseling                            | 2020 |
| Curriculum and Instruction      |   | M.S. Ed.                  |                    | NCATE/CAEP                        | Early Childhood/Special Education            | 2020 |
|                                 |   | B.S. Ed.                  |                    | NCATE/CAEP                        | Early Childhood/Elementary Education P-3/K-6 | 2020 |
|                                 |   | B.S. Ed., M.S. Ed.        |                    | NCATE/CAEP                        | Collaborative K-6/6-12                       | 2020 |
| Early Childhood Education       |   | M.S.Ed.                   |                    | NCATE/CAEP                        | General                                      | 2020 |
|                                 |   |                           |                    |                                   | Special Education                            | 2020 |
| Education, General              |   | Ed.S.                     |                    | NCATE/CAEP                        | Physical Education                           | 2020 |
| Elementary Education            |   | M.S.Ed.                   |                    | NCATE/CAEP                        |  | 2020 |
| Family & Consumer Sciences      |   | B.S.                      |                    | AAFCS                             | Child Development                            | 2023 |
|                                 |   |                           |                    |                                   | Community Nutrition                          | 2023 |
|                                 |   |                           |                    |                                   | Hospitality and Culinary Management          | 2023 |
|                                 | Human Sciences                          |                           |                    |                                   | 2023   |      |
|                                 | Merchandising                           |                           |                    |                                   | 2023   |      |
|                                 |   |                           |                    |                                   |  |      |
|                                 |   | AAFCS/ACEND               | Dietetics          | 2022                              |  |      |

**Degrees Offered Fall 2018  
With Regional and Program Accreditations**

| Unit   | Discipline                  | Degrees Approved to Award     | Accrediting Agency      | Concentrations               | Accredited Through |
|--|-----------------------------|-------------------------------|-------------------------|------------------------------|--------------------|
| School of Education                          | Instructional Leadership    | M.S. Ed., Ed.S                | NCATE/CAEP              |                              | 2020               |
|  | Instructional Technology    | M.S. Ed.                      | NCATE/CAEP              |                              | 2020               |
|  | Library Media               | M.S. Ed., Ed.S                | NCATE/CAEP              |                              | 2020               |
|  | Reading Specialist          | M.S.                          | NCATE/CAEP              |                              | 2020               |
|  | Secondary Education         | B.S. Ed., M.S. Ed.            | NCATE/CAEP              | Biology                      | 2020               |
|  |                             |                               |                         | Business/Marketing Education | 2020               |
|  |                             |                               |                         | English Language Arts        | 2020               |
|  |                             |                               |                         | Family & Consumer Sciences   | 2020               |
|  |                             |                               |                         | General Science              | 2020               |
|  |                             |                               |                         | History                      | 2020               |
| Mathematics                                  |                             |                               |                         | 2020                         |                    |
|  | Social Studies              | 2020                          |                         |                              |                    |
| Teacher Leader                               | Ed.S                        | NCATE/CAEP                    |                         | 2020                         |                    |
| School of Health Professions and Wellness    | Doctor of Nursing Practice  | D.N.P.                        |                         |                              |                    |
|  | Exercise Science & Wellness | B.S.                          |                         | Human Performance            |                    |
|  |                             |                               |                         | Clinical                     |                    |
|  | Nursing                     | B.S.N.                        | CCNE                    |                              | 2025               |
|  | Physical Education          | B.S. Ed., M.S. Ed.<br>M.S.Ed. | NCATE/CAEP              | P-12 Teacher Education       | 2020               |
|  |                             |                               |                         | Human Performance            |                    |
|  |                             | Nutrition                     |                         |                              |                    |
|  | Population Health Nursing   | M.S.N.                        | CCNE                    |                              | 2025               |
|  |                             |                               |                         | Emergency Management         | 2025               |
|  |                             |                               |                         | Nursing Education            | 2025               |
| Respiratory Therapy                          | B.S.-R.T.                   | CoARC*                        |                         | 2022                         |                    |
| Sport Management                             | M.S.                        | NCATE/CAEP                    |                         | 2020                         |                    |
| Sport Management and Recreation Studies      | B.S.                        |                               | Recreational Leadership |                              |                    |
|  |                             |                               | Sport Management        |                              |                    |
| School of Human Services and Social Sciences | Criminal Justice            | B.S.                          | Corrections             | 0                            |                    |
|  |                             |                               | Law Enforcement         | 0                            |                    |



**Degrees Offered Fall 2018  
With Regional and Program Accreditations**

| Unit   | Discipline                        | Degrees Approved to Award | Accrediting Agency             | Concentrations            | Accredited Through |      |
|--|-----------------------------------|---------------------------|--------------------------------|---------------------------|--------------------|------|
| School of Human Services and Social Sciences | Criminal Justice                  | M.S.                      |                                |                           | 0                  |      |
|  | Emergency Management              | B.S., M.S., D.Sc.         |                                |                           | 0                  |      |
|  | Forensic Investigation            | B.S.                      |                                |                           | 0                  |      |
|  | Political Science                 | B.A.                      |                                |                           | 0                  |      |
|  | Psychology                        | B.S.                      |                                |                           |                    |      |
|  |                                   | M.S.                      | ABAI                           |                           |                    | 2017 |
|  | Public Administration             | M.P.A.                    | NASPAA                         | Administrative Management | 2020               |      |
|  |                                   |                           |                                | Criminal Justice          | 2020               |      |
|  |                                   |                           |                                | Education                 | 2020               |      |
|  |                                   |                           |                                | Emergency Management      | 2020               |      |
|  |                                   |                           |                                | Political Science         | 2020               |      |
|  | Social Work                       | B.S.W.                    | CSWE                           |                           | 2020               |      |
|  |                                   | M.S.W.                    | CSWE                           |                           | 2020               |      |
| Sociology                                    | B.S., B.A.                        |                           |                                | 0                         |                    |      |
| School of Science                            | Biology                           | B.A.                      |                                |                           | 0                  |      |
|  |                                   | B.S.                      | Cellular and Molecular Biology | 0                         |                    |      |
|  | Ecology and Environmental Biology |                           | 0                              |                           |                    |      |
|  | Marine Biology                    |                           | 0                              |                           |                    |      |
|  | Organismal Biology                |                           | 0                              |                           |                    |      |
|  | Pre-Health Professional Biology   |                           | 0                              |                           |                    |      |
|  | M.S.                              |                           |                                | 0                         |                    |      |
|  | Chemistry                         | B.S.                      | ACS                            | Applied Chemistry         | 2022               |      |
|  |                                   |                           |                                | Professional Chemistry    | 2022               |      |
|  |                                   |                           |                                |                           |                    |      |
|  | Computer Information Systems      | B.S.                      | CAC of ABET                    | General                   | 2019               |      |
| Information Assurance                        |                                   |                           |                                | 2019                      |                    |      |
| Web Development                              |                                   |                           |                                | 2019                      |                    |      |
| Computer Science                             | B.S.                              | CAC of ABET               | Game Development               | 2019                      |                    |      |
|  |                                   |                           | General                        | 2019                      |                    |      |

**Degrees Offered Fall 2018  
With Regional and Program Accreditations**

| Unit              | Discipline                           | Degrees Approved to Award | Accrediting Agency | Concentrations        | Accredited Through |
|-------------------|--------------------------------------|---------------------------|--------------------|-----------------------|--------------------|
| School of Science | Computer Science                     | B.S.                      | CAC of ABET        | Information Assurance | 2019               |
|                   | Computer Systems and Software Design | M.S.                      | CAC of ABET        |                       | 2019               |
|                   | Geography                            | B.S.                      |                    |                       | 0                  |
|                   | Mathematics                          | B.S.                      |                    | Applied               | 0                  |
|                   |                                      |                           |                    | General               | 0                  |
|                   |                                      |                           |                    | Theoretical           | 0                  |
|                   | M.S.                                 |                           |                    | 0                     |                    |

**Academic Accrediting Agencies**

- AACSB International - The Association to Advance Collegiate Schools of Business
- AAFCS - American Association of Family and Consumer Sciences
- ACEJMC - Accrediting Council on Education in Journalism and Mass Communication
- ACEND - Accreditation Council for Education in Nutrition and Dietetics
- ACS - American Chemical Society
- ATMAE - Association for Technology, Management and Applied Engineering
- CAC of ABET - Computing Accreditation Commission of Accreditation Board of Engineering and Technology
- CACREP - Council for Accreditation of Counseling and Related Educational Programs
- NCATE/CAEP - National Council for Accreditation of Teacher Education/Council for the Accreditation of Educator Preparation
- CCNE - Commission on Collegiate Nursing Education
- CSWE - Council on Social Work Education
- CoARC - Commission on Accreditation for Respiratory Care (Provisional Status\*)
- NASAD - National Association of Schools of Art and Design
- NASM - National Association of Schools of Music
- NASPAA - National Association of Public Affairs and Administration
- NAST - National Association of Schools of Theatre
- NCATE - National Council for Accreditation of Teacher Education
- SACSCOC - Southern Association of Colleges and Schools Commission on Colleges

## All Students by Program and Degree

|                                |                                | % of Total | Students |
|--------------------------------|--------------------------------|------------|----------|
| Accounting                     | Bachelor of Science            | 1.05%      | 89       |
| Applied Electronic Engineering | Bachelor of Science            | 0.78%      | 66       |
| Applied Manufacturing Engineer | Bachelor of Science            | 1.31%      | 111      |
| Art                            | Bachelor of Arts               | 0.50%      | 42       |
|                                | Bachelor of Fine Arts          | 0.86%      | 73       |
| Biology                        | Bach of Science in Education   | 0.48%      | 41       |
|                                | Bachelor of Arts               | 0.11%      | 9        |
|                                | Bachelor of Science            | 3.81%      | 323      |
|                                | Master of Science              | 0.31%      | 26       |
|                                | Master of Science in Education | 0.02%      | 2        |
| Business Administration        | Master of Business Admin       | 0.74%      | 63       |
| Business Economics             | Bachelor of Science            | 0.11%      | 9        |
| Business Marketing Education   | Bach of Science in Education   | 0.04%      | 3        |
|                                | Master of Science in Education | 0.04%      | 3        |
| Chemistry                      | Bachelor of Science            | 0.52%      | 44       |
| Collaborative Educ K-6, 6-12   | Bach of Science in Education   | 0.14%      | 12       |
|                                | Master of Science in Education | 0.05%      | 4        |
| Communication                  | Bachelor of Arts               | 2.52%      | 214      |
| Community Health Nursing       | Master of Science in Nursing   | 0.08%      | 7        |
| Computer Information Systems   | Bachelor of Science            | 1.36%      | 115      |
| Computer Science               | Bachelor of Science            | 2.34%      | 198      |
| Counselor Education            | Educational Specialist         | 0.32%      | 27       |
|                                | Master of Science              | 0.67%      | 57       |
| Criminal Justice               | Bachelor of Science            | 2.42%      | 205      |
|                                | Master of Science              | 0.22%      | 19       |
| Drama                          | Bachelor of Arts               | 0.42%      | 36       |
| Early Childhood Education      | Master of Science in Education | 0.28%      | 24       |
| Early Childhood Elementary Ed  | Bach of Science in Education   | 3.84%      | 326      |



## All Students by Program and Degree

|                                |                                | % of Total | Students |
|--------------------------------|--------------------------------|------------|----------|
| Economics                      | Bachelor of Arts               | 0.13%      | 11       |
| Education                      | Educational Specialist         | 0.51%      | 43       |
| Electronics Technology         | Bachelor of Science            | 0.01%      | 1        |
| Elementary Education           | Master of Science in Education | 0.55%      | 47       |
| Emer Preparedness Nursing Coor | Certificate                    | 0.02%      | 2        |
| Emergency Management           | Bachelor of Science            | 1.39%      | 118      |
|                                | Certificate                    | 0.11%      | 9        |
|                                | Doctor of Science              | 0.47%      | 40       |
|                                | Master of Science              | 1.16%      | 98       |
| English                        | Bach of Science in Education   | 0.93%      | 79       |
|                                | Bachelor of Arts               | 0.84%      | 71       |
|                                | Master of Arts                 | 0.21%      | 18       |
| English Language Arts          | Master of Science in Education | 0.25%      | 21       |
| Exercise Science/Wellness      | Bachelor of Science            | 3.14%      | 266      |
| Family and Consumer Sciences   | Bach of Science in Education   | 0.12%      | 10       |
|                                | Bachelor of Science            | 1.73%      | 147      |
|                                | Master of Science in Education | 0.04%      | 3        |
| Finance                        | Bachelor of Science            | 0.47%      | 40       |
| Foreign Language               | Bachelor of Arts               | 0.11%      | 9        |
| Forensic Invest Undecided      | Bachelor of Science            | 1.84%      | 156      |
| Forensic Investigation         | Bachelor of Science            | 0.19%      | 16       |
| General Science                | Master of Science in Education | 0.12%      | 10       |
| Geography                      | Bachelor of Science            | 0.47%      | 40       |
| History                        | Bach of Science in Education   | 1.16%      | 98       |
|                                | Bachelor of Arts               | 0.45%      | 38       |
|                                | Master of Arts                 | 0.12%      | 10       |
|                                | Master of Science in Education | 0.08%      | 7        |
| Industrial Leadership          | Bachelor of Science            | 0.18%      | 15       |

## All Students by Program and Degree

|                               |                                | % of Total | Students |
|-------------------------------|--------------------------------|------------|----------|
| Instructional Leadership      | Certificate                    | 0.26%      | 22       |
|                               | Educational Specialist         | 0.40%      | 34       |
|                               | Master of Science in Education | 0.54%      | 46       |
| Instructional Technology      | Master of Science              | 0.21%      | 18       |
| Integrated Studies            | Bachelor of Arts               | 1.95%      | 165      |
| Liberal Studies               | Bachelor of Arts               | 0.07%      | 6        |
|                               | Master of Arts                 | 0.24%      | 20       |
| Library Media                 | Master of Science in Education | 0.13%      | 11       |
| Management                    | Bachelor of Science            | 1.14%      | 97       |
| Manufacturing Systems Tech    | Master of Science              | 0.17%      | 14       |
| Marketing                     | Bachelor of Science            | 0.71%      | 60       |
| Mathematics                   | Bach of Science in Education   | 0.39%      | 33       |
|                               | Bachelor of Science            | 0.21%      | 18       |
|                               | Master of Science              | 0.02%      | 2        |
|                               | Master of Science in Education | 0.12%      | 10       |
| Music                         | Bachelor of Arts               | 3.38%      | 287      |
|                               | Master of Arts                 | 0.08%      | 7        |
| Not Applicable                | Non Applicable                 | 10.73%     | 910      |
| Nursing                       | Bachelor of Science in Nursing | 6.05%      | 513      |
|                               | Doctor of Nursing Practice     | 1.43%      | 121      |
| Nursing Education/Educator    | Certificate                    | 0.04%      | 3        |
| Nursing_Undecided             | Bachelor of Science in Nursing | 6.13%      | 520      |
| Occupation Safety & Hlth Mgmt | Bachelor of Science            | 1.07%      | 91       |
| Physical Education            | Bach of Science in Education   | 0.84%      | 71       |
|                               | Master of Science in Education | 0.42%      | 36       |
| Political Science             | Bachelor of Arts               | 0.99%      | 84       |
| Population Health             | Master of Science in Nursing   | 0.84%      | 71       |
| Psychology                    | Bachelor of Arts               | 0.02%      | 2        |

## All Students by Program and Degree

|                                |                                | % of Total | Students |
|--------------------------------|--------------------------------|------------|----------|
| Psychology                     | Bachelor of Science            | 1.89%      | 160      |
|                                | Master of Science              | 0.11%      | 9        |
| Public Administration          | Master of Public Adm           | 0.51%      | 43       |
| Reading Specialist             | Master of Science in Education | 0.17%      | 14       |
| Recreation Leadership          | Bachelor of Science            | 0.02%      | 2        |
| Respiratory Therapy            | Bach of Scien in Resp Therapy  | 0.70%      | 59       |
| Respiratory Therapy_Undecided  | Bach of Scien in Resp Therapy  | 0.45%      | 38       |
| Social Studies                 | Master of Science in Education | 0.12%      | 10       |
| Social Work                    | Bachelor of Social Work        | 2.10%      | 178      |
| Social Work (MSW)              | Master of Social Work          | 0.29%      | 25       |
| Sociology                      | Bachelor of Science            | 0.21%      | 18       |
| Spanish                        | Bach of Science in Education   | 0.04%      | 3        |
| Spec Ed Collaborative K-6/6-12 | Bach of Science in Education   | 0.68%      | 58       |
|                                | Master of Science in Education | 0.37%      | 31       |
| Sport Management               | Bachelor of Science            | 0.01%      | 1        |
|                                | Master of Science              | 0.41%      | 35       |
| Sport Mgt and Rec Studies      | Bachelor of Science            | 1.45%      | 123      |
| Systems & Software             | Master of Science              | 0.17%      | 14       |
| Transient                      | Non Applicable                 | 0.28%      | 24       |
| Undecided                      | Bach of Science in Education   | 0.28%      | 24       |
|                                | Bachelor of Arts               | 2.92%      | 248      |
|                                | Non Applicable                 | 0.01%      | 1        |
| Undecided-Management           | Bachelor of Science            | 6.00%      | 509      |
| Visual Communication & Design  | Master of Fine Arts            | 0.11%      | 9        |
| Grand Total                    |                                | 100.00%    | 8,479    |



## Degrees Awarded by Program Classification and Year

| Description                    | Level                | 2013-2014 | 2014-2015 | 2015-2016 | 2016-2017 | 2017-2018 |
|--------------------------------|----------------------|-----------|-----------|-----------|-----------|-----------|
| Accounting                     | Bachelor's           | 41        | 42        | 49        | 59        | 50        |
| Applied Electronic Engineering | Bachelor's           | 2         | 7         | 4         | 3         | 7         |
| Applied Manufacturing Engineer | Bachelor's           | 9         | 15        | 12        | 11        | 15        |
| Art                            | Bachelor's           | 21        | 26        | 29        | 19        | 17        |
| Biology                        | Bachelor's           | 48        | 59        | 68        | 56        | 51        |
|                                | Master's             | 15        | 8         | 12        | 10        | 12        |
| Business Economics             | Bachelor's           |           |           |           | 3         | 5         |
| Chemistry                      | Bachelor's           | 7         | 17        | 11        | 7         | 7         |
| Communication                  | Bachelor's           | 45        | 47        | 52        | 53        | 51        |
| Community Health Nursing       | Master's             | 15        | 14        | 15        | 13        | 10        |
| Computer Information Systems   | Bachelor's           | 10        | 11        | 6         | 13        | 17        |
| Computer Science               | Bachelor's           | 8         | 19        | 13        | 15        | 16        |
| Counselor Education            | Master's             | 16        | 20        | 16        | 18        | 20        |
|                                | Education Specialist | 3         | 9         | 8         | 9         | 8         |
| Criminal Justice               | Bachelor's           | 94        | 80        | 77        | 73        | 54        |
|                                | Master's             | 13        | 6         | 9         | 6         | 8         |
| Drama                          | Bachelor's           | 12        | 10        | 5         | 4         | 6         |
| Early Childhood Education      | Master's             | 6         | 8         | 9         | 11        | 5         |
| Economics                      | Bachelor's           | 3         | 11        | 12        | 2         | 1         |
| Education                      | Education Specialist |           | 30        | 23        | 14        | 29        |
| Educational Leadership         | Master's             | 1         |           |           |           |           |
| Electronics Technology         | Bachelor's           | 1         |           |           |           |           |
| Elementary Education           | Master's             | 28        | 16        | 23        | 19        | 14        |
| Emergency Management           | Bachelor's           | 47        | 29        | 24        | 39        | 31        |
|                                | Certificate          | 2         | 1         | 10        |           | 7         |
|                                | Master's             | 29        | 24        | 14        | 15        | 14        |
|                                | Doctoral Degree      |           |           | 1         | 2         | 8         |
| English                        | Bachelor's           | 20        | 38        | 32        | 34        | 26        |
|                                | Master's             | 11        | 5         | 2         | 4         | 5         |
| Exercise Science/Wellness      | Bachelor's           | 66        | 60        | 59        | 53        | 43        |
| Family and Consumer Sciences   | Bachelor's           | 34        | 43        | 36        | 49        | 45        |
|                                | Master's             |           | 3         | 1         | 3         | 1         |
| Finance                        | Bachelor's           | 16        | 28        | 30        | 35        | 39        |
| Foreign Language               | Bachelor's           | 3         | 3         | 3         | 1         | 3         |
| Political Science              | Bachelor's           | 16        | 10        | 22        | 16        | 19        |

Updated 07/20/2018 to comply with IPEDs reporting requirements.

## Degrees Awarded by Program Classification and Year

| Description                    | Level                | 2013-2014 | 2014-2015 | 2015-2016 | 2016-2017 | 2017-2018 |
|--------------------------------|----------------------|-----------|-----------|-----------|-----------|-----------|
| Geographic Information Systems | Certificate          | 1         |           |           |           | 1         |
| Geography                      | Bachelor's           | 8         | 12        | 10        | 11        | 12        |
| History                        | Bachelor's           | 33        | 27        | 37        | 25        | 27        |
|                                | Master's             | 13        | 5         | 7         | 4         | 4         |
| Industrial Leadership          | Bachelor's           | 8         | 1         | 5         | 10        | 4         |
| Instructional Leadership       | Master's             | 30        | 33        | 47        | 45        | 46        |
|                                | Education Specialist | 44        |           | 5         | 4         | 4         |
| Integrated Studies             | Bachelor's           |           |           | 9         | 57        | 76        |
| Liberal Studies                | Bachelor's           | 41        | 75        | 61        | 15        | 1         |
|                                | Master's             | 3         | 3         | 3         | 4         | 4         |
| Library Media                  | Master's             | 11        | 4         | 11        | 11        | 5         |
| Manufacturing Systems Tech     | Bachelor's           | 1         | 1         |           |           |           |
|                                | Master's             | 4         | 6         | 7         | 7         | 1         |
| Marketing                      | Bachelor's           | 27        | 35        | 42        | 31        | 43        |
| Mathematics                    | Bachelor's           | 16        | 10        | 18        | 16        | 25        |
|                                | Master's             | 7         | 6         | 5         | 5         | 6         |
| Music                          | Bachelor's           | 26        | 23        | 21        | 22        | 29        |
|                                | Master's             | 3         | 7         | 5         | 5         | 6         |
| Nursing                        | Bachelor's           | 337       | 322       | 300       | 291       | 291       |
| Occupation Safety & Hlth Mgmt  | Bachelor's           | 3         | 8         | 15        | 12        | 15        |
| Occupation Safety & Hlth Tech  | Bachelor's           | 3         | 3         | 1         |           |           |
| Psychology                     | Bachelor's           | 23        | 34        | 35        | 58        | 28        |
|                                | Master's             | 7         | 7         | 7         | 6         | 7         |
| Public Administration          | Master's             | 29        | 13        | 11        | 17        | 21        |
| Reading Specialist             | Master's             | 1         | 2         | 1         |           |           |
| Recreation Leadership          | Bachelor's           | 10        | 12        | 6         | 6         | 5         |
| Social Work                    | Bachelor's           | 61        | 49        | 60        | 55        | 52        |
| Sociology                      | Bachelor's           | 4         | 6         | 4         | 10        | 11        |
| Sport Management               | Certificate          |           |           | 1         |           |           |
|                                | Master's             | 8         | 13        | 15        | 39        | 26        |
| Sport Mgt and Rec Studies      | Bachelor's           |           |           |           | 3         | 2         |
| Systems & Software             | Master's             | 13        | 2         | 5         | 4         | 9         |
| Technology                     | Bachelor's           | 3         |           |           |           |           |
| Business Administration        | Master's             | 10        | 17        | 22        | 28        | 32        |
| Business Marketing Education   | Bachelor's           | 2         | 1         |           | 1         | 2         |

Updated 07/20/2018 to comply with IPEDs reporting requirements.

### Degrees Awarded by Program Classification and Year

| Description                    | Level       | 2013-2014    | 2014-2015    | 2015-2016    | 2016-2017    | 2017-2018    |
|--------------------------------|-------------|--------------|--------------|--------------|--------------|--------------|
| Collaborative Ed Elementary    | Master's    | 10           | 10           | 6            | 1            |              |
| Collaborative Ed Secondary     | Bachelor's  | 3            | 7            | 5            |              |              |
|                                | Master's    | 14           | 3            | 6            | 1            | 2            |
| Collaborative Educ K-6, 6-12   | Bachelor's  |              |              | 8            | 8            | 8            |
|                                | Master's    |              |              | 2            | 15           | 16           |
| Early Childhood Elementary Ed  | Bachelor's  | 62           | 39           | 82           | 79           | 72           |
| Early Childhood Special Ed     | Master's    |              |              |              | 1            |              |
| Elementary Ed Collaborative    | Bachelor's  | 42           | 33           | 28           | 2            |              |
| Emer Preparedness Nursing Coor | Certificate |              |              | 1            |              |              |
| English Language Arts          | Master's    | 5            | 6            | 6            | 1            | 7            |
| General Science                | Master's    | 4            | 1            | 1            | 5            | 2            |
| Instructional Technology       | Master's    |              |              |              |              | 6            |
| Management                     | Bachelor's  | 75           | 66           | 78           | 80           | 73           |
| Nursing Education              | Certificate | 3            |              |              |              |              |
| Nursing Education/Educator     | Certificate |              | 4            | 1            | 1            | 1            |
| Physical Education             | Bachelor's  | 13           | 9            | 17           | 14           | 20           |
|                                | Master's    | 30           | 24           | 15           | 16           | 16           |
| Population Health              | Master's    |              |              |              |              | 2            |
| Respiratory Therapy            | Bachelor's  |              |              |              |              | 4            |
| School Counseling Education    | Master's    | 1            |              |              |              |              |
| Social Science                 | Master's    | 5            | 4            | 5            | 2            |              |
| Social Studies                 | Master's    |              |              |              | 1            |              |
| Spanish                        | Bachelor's  |              |              |              | 1            |              |
| Spec Ed Collaborative K-6/6-12 | Bachelor's  |              |              |              |              | 1            |
| Visual Comm Graphic Design     | Master's    |              | 4            |              |              |              |
| Visual Communication & Design  | Master's    |              |              |              | 1            | 5            |
| <b>Grand Total</b>             |             | <b>1,699</b> | <b>1,646</b> | <b>1,724</b> | <b>1,700</b> | <b>1,674</b> |

Updated 07/20/2018 to comply with IPEDs reporting requirements.

### Degrees Awarded by School and Level Between July 1, 2017 and June 30, 2018

|  | Undergraduate | Graduate   | Doctoral | Grand Total  |
|--|---------------|------------|----------|--------------|
| School of Arts and Humanities              | 163           | 22         |          | 185          |
| School of Business and Industry            | 303           | 33         |          | 336          |
| School of Education                        | 174           | 172        |          | 346          |
| School of Health Professions & Wellness    | 365           | 55         |          | 420          |
| School of Human Services & Social Sciences | 195           | 57         | 8        | 260          |
| School of Science                          | 104           | 23         |          | 127          |
| <b>Grand Total</b>                         | <b>1,304</b>  | <b>362</b> | <b>8</b> | <b>1,674</b> |



# Faculty and Staff







# JACKSONVILLE STATE UNIVERSITY

This Educational Center of  
Northeast Alabama Traces its Origin to

Jacksonville Male Academy 1836

Jacksonville Female Academy 1837

Calhoun College 1871

Calhoun Grange College 1878

State Normal School 1883

State Teachers College 1929

Jacksonville State College 1957

Jacksonville State University 1966

ERECTED FEBRUARY 22, 1983 IN OBSERVANCE OF THE INSTITUTION'S CENTENNIAL CELEBRATION



## All Employees by Status, Position, and Year

| Status             | Position                       | Fall 2014    | Fall 2015    | Fall 2016    | Fall 2017    | Fall 2018  |
|--------------------|--------------------------------|--------------|--------------|--------------|--------------|------------|
| Full-Time          | Faculty                        | 320          | 317          | 315          | 325          | 324        |
|                    | Executive/Admin and managerial | 82           | 84           | 92           | 96           | 99         |
|                    | Other professionals            | 127          | 130          | 134          | 146          | 154        |
|                    | Technical and paraprofessional | 73           | 78           | 74           | 82           | 80         |
|                    | Clerical and secretarial       | 129          | 126          | 123          | 112          | 106        |
|                    | Skilled crafts                 | 26           | 25           | 26           | 26           | 25         |
|                    | Service/Maintenance            | 131          | 127          | 124          | 132          | 131        |
|                    | <b>Total</b>                   | <b>888</b>   | <b>887</b>   | <b>888</b>   | <b>919</b>   | <b>919</b> |
| Part-Time          | Faculty                        | 147          | 139          | 160          | 126          | 156        |
|                    | Other professionals            | 10           | 13           | 2            | 9            | 14         |
|                    | Clerical and secretarial       | 34           | 28           | 34           | 23           | 34         |
|                    | Service/Maintenance            | 15           | 14           | 23           | 24           | 23         |
|                    | Other                          |              |              |              |              | 1          |
|                    | <b>Total</b>                   | <b>206</b>   | <b>194</b>   | <b>219</b>   | <b>182</b>   | <b>228</b> |
| <b>Grand Total</b> | <b>1,094</b>                   | <b>1,081</b> | <b>1,107</b> | <b>1,101</b> | <b>1,147</b> |            |

As of Fall 2018 Census Date of September 10, 2018

## All Employees by Position and Year

| Position                       | Fall 2014    | Fall 2015    | Fall 2016    | Fall 2017    | Fall 2018    |
|--------------------------------|--------------|--------------|--------------|--------------|--------------|
| Faculty                        | 467          | 456          | 475          | 451          | 480          |
| Executive/Admin and managerial | 82           | 84           | 92           | 96           | 99           |
| Other professionals            | 137          | 143          | 136          | 155          | 168          |
| Technical and paraprofessional | 73           | 78           | 74           | 82           | 80           |
| Clerical and secretarial       | 163          | 154          | 157          | 135          | 140          |
| Skilled crafts                 | 26           | 25           | 26           | 26           | 25           |
| Service/Maintenance            | 146          | 141          | 147          | 156          | 154          |
| Other                          |              |              |              |              | 1            |
| <b>Grand Total</b>             | <b>1,094</b> | <b>1,081</b> | <b>1,107</b> | <b>1,101</b> | <b>1,147</b> |

As of Fall 2018 Census Date of September 10, 2018



### Full-Time Staff by Ethnicity and Gender

|                                | Female | Male | Grand Total |
|--------------------------------|--------|------|-------------|
| American Indian/Alaskan Native | 1      |      | 1           |
| Asian or Pacific Islander      | 4      | 3    | 7           |
| Black, Non-Hispanic            | 28     | 20   | 48          |
| Hispanic                       | 6      | 2    | 8           |
| White, Non-Hispanic            | 306    | 222  | 528         |
| Not Reported                   | 3      |      | 3           |
| Grand Total                    | 348    | 247  | 595         |

As of Fall 2018 Census Date of September 10, 2018

### Full-Time Faculty by Ethnicity and Gender

|                                | Female | Male | Grand Total |
|--------------------------------|--------|------|-------------|
| American Indian/Alaskan Native |        | 1    | 1           |
| Asian or Pacific Islander      | 10     | 11   | 21          |
| Black, Non-Hispanic            | 13     | 8    | 21          |
| Hispanic                       | 2      | 3    | 5           |
| Not Reported                   | 1      | 1    | 2           |
| White, Non-Hispanic            | 139    | 135  | 274         |
| Grand Total                    | 165    | 159  | 324         |

As of Fall 2018 Census Date of September 10, 2018

### All Employees by Ethnicity and Gender

|                                | Female | Male | Grand Total |
|--------------------------------|--------|------|-------------|
| American Indian/Alaskan Native | 2      | 1    | 3           |
| Asian or Pacific Islander      | 16     | 15   | 31          |
| Black, Non-Hispanic            | 50     | 33   | 83          |
| Hispanic                       | 10     | 5    | 15          |
| White, Non-Hispanic            | 581    | 422  | 1,003       |
| Not Reported                   | 8      | 4    | 12          |
| Grand Total                    | 667    | 480  | 1,147       |

As of Fall 2018 Census Date of September 10, 2018

# University Finance

TOKYO 14:59  
SYDNEY 14:59

August 11, 2017

TORONTO 2:57 PM PARIS 8:57 PM DURBAN 8:57 PM BEIJING 2:57 PM

### CURRENCIES

|         |               |               |                  |
|---------|---------------|---------------|------------------|
| CHF-USD | Price: 1.0000 | Change: -0.42 | %Change: -0.0043 |
| JPY-USD | Price: 1.0700 | Change: 0.02  | %Change: 0.0019  |
| GBP-USD | Price: 1.3100 | Change: -0.01 | %Change: -0.0008 |
| USD-AUD | Price: 1.2647 | Change: -0.25 | %Change: -0.0202 |

### AGRICULTURE

|         |               |               |               |
|---------|---------------|---------------|---------------|
| CORN    | Price: 47.20  | Change: 0.10  | %Change: 0.21 |
| WHEAT   | Price: 48.50  | Change: 0.10  | %Change: 0.21 |
| SOYBEAN | Price: 921.00 | Change: 19.25 | %Change: 2.10 |

### ENERGY & METALS

|               |              |               |                |
|---------------|--------------|---------------|----------------|
| HEATING OIL   | Price: 1.58  | Change: 0.00  | %Change: -0.29 |
| CRUDE OIL     | Price: 47.05 | Change: -0.27 | %Change: -0.58 |
| NATURAL GAS   | Price: 2.92  | Change: -0.03 | %Change: -1.11 |
| RBOB GASOLINE | Price: 1.59  | Change: -0.02 | %Change: -1.37 |

### WORLD INDICES

|                       |                  |                 |                 |
|-----------------------|------------------|-----------------|-----------------|
| DOW JONES IND. AVG.   | Price: 21,839.13 | Change: -185.74 | %Change: -0.84  |
| S&P 500 INDEX         | Price: 2,442.00  | Change: 26.11   | %Change: 1.06   |
| NIKKEI 225 INDEX      | Price: 19,702.63 | Change: 26.65   | %Change: 0.14   |
| CBOE VOLATILITY INDEX | Price: 14.44     | Change: +2.70   | %Change: +23.00 |

### COMMODITIES

|          |                |                |                |
|----------|----------------|----------------|----------------|
| COPPER   | Price: 2.94    | Change: -0.01  | %Change: -0.51 |
| GOLD     | Price: 1287.20 | Change: +10.30 | %Change: +0.81 |
| PLATINUM | Price: 972.00  | Change: +6.90  | %Change: +0.71 |
| SILVER   | Price: 17.19   | Change: +0.21  | %Change: +1.26 |

### STOCK INDICES

|                  |                  |                |                |
|------------------|------------------|----------------|----------------|
| NASDAQ COMPOSITE | Price: 6,257.83  | Change: -87.28 | %Change: -1.38 |
| HANG SENG INDEX  | Price: 27,344.22 | Change: -64.85 | %Change: -0.24 |
| DAX INDEX        | Price: 12,203.46 | Change: -60.40 | %Change: -0.49 |



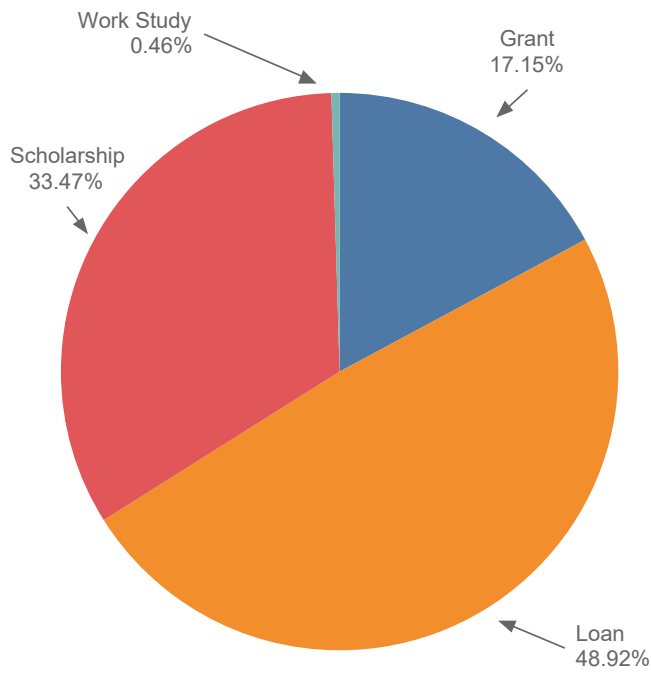




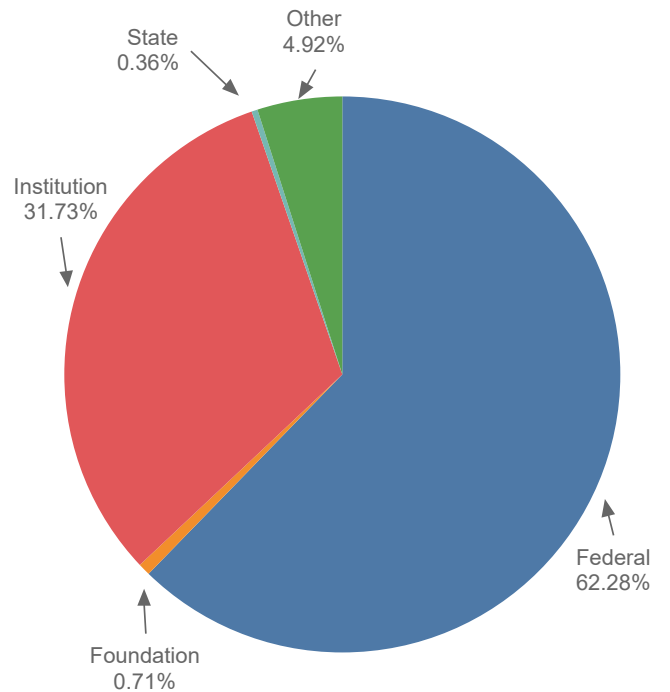
## 2017-2018 Financial Aid by Source

|  | Award Offer Amount  | Percentage     |
|--|---------------------|----------------|
| Alabama State Grants & Scholarships    | \$307,683           | 0.36%          |
| Fed Direct Graduate PLUS Loan          | \$191,173           | 0.22%          |
| Fed Direct Loan Subsidized             | \$12,601,605        | 14.54%         |
| Fed Direct Loan Unsub PlusDeny         | \$748,152           | 0.86%          |
| Fed Direct Loan Unsubsidized           | \$21,508,056        | 24.82%         |
| Fed Direct Parent PLUS Loan            | \$3,921,005         | 4.52%          |
| Federal Graduate Teach Grant           | \$13,990            | 0.02%          |
| Federal Pell Grant                     | \$14,300,411        | 16.50%         |
| Federal Supplemental Educational Grant | \$239,017           | 0.28%          |
| Federal Undergraduate Teach Grant      | \$49,876            | 0.06%          |
| Federal Work Study Program             | \$395,093           | 0.46%          |
| Foundation Scholarships                | \$616,538           | 0.71%          |
| Institutional Scholarships             | \$27,499,372        | 31.73%         |
| Other                                  | \$4,265,518         | 4.92%          |
| <b>Grand Total</b>                     | <b>\$86,657,489</b> | <b>100.00%</b> |

### 2017-2018 Financial Aid by Type



### 2017-2018 Financial Aid by Source



## Residence Halls and Apartments

| Housing Type      | Name                               | Housing Subtype  | Gender  | Floorplan                   | Requirements       |
|-------------------|------------------------------------|------------------|---------|-----------------------------|--------------------|
| Residence Hall    | Crow                               | Freshman Housing | Men's   | Community Bath              |                    |
|                   | Curtiss                            | Freshman Housing | Women's | Community Bath              |                    |
|                   | Daugette                           |                  | Men's   | Private Room/Community Bath | Upperclassmen      |
|                   | Dixon                              | Freshman Housing | Men's   | Community Bath              |                    |
|                   | Fitzpatrick                        | Freshman Housing | Women's | Community Bath              |                    |
|                   | Logan                              | Freshman Housing | Women's | Private Bath                |                    |
|                   | Patterson                          | Freshman Housing | Men's   | Private Bath                |                    |
|                   | Salls                              |                  | Women's | Private Room/Community Bath | Upperclassmen      |
|                   | Sparkman One Person Suite          |                  | Coed    | Private Bath                | Upperclassmen      |
|                   | Sparkman Two Person Suite          |                  | Coed    | Private Bath                | Upperclassmen      |
| Apartment         | Campus Inn                         | Efficiency       |         |                             | 32+ Hours          |
|                   |                                    | One Bedroom      |         |                             | 32+ Hours          |
|                   | College                            | One Bedroom      |         |                             | 32+ Hours          |
|                   | Colonial Arms                      | One Bedroom      |         |                             | 32+ Hours          |
|                   |                                    | Two Bedroom      |         |                             | 32+ Hours          |
|                   | Jax                                | One Bedroom      |         |                             | 32+ Hours          |
|                   |                                    | Two Bedroom      |         |                             | 32+ Hours          |
|                   | JSU South                          | Full Bath        |         |                             | 32+ Hours          |
|                   |                                    | Half Bath        |         |                             | 32+ Hours          |
|                   | Meehan Hall Concourse Unit         | Four Bedroom     |         |                             | 32+ Hours          |
|                   | Meehan Hall Efficiency             | Efficiency       |         |                             | 32+ Hours          |
|                   | Meehan Hall Pod Unit (A,B,C Rooms) | Four Bedroom     |         |                             | 32+ Hours          |
|                   | Meehan Hall Pod Unit (D Rooms)     | Four Bedroom     |         |                             | 32+ Hours          |
|                   | Mountain Street                    | Master Bedroom   |         |                             | 32+ Hours          |
|                   |                                    | Regular Bedroom  |         |                             | 32+ Hours          |
|                   | Pannell                            | Efficiency       |         |                             | 32+ Hours          |
|                   | Penn House                         | One Bedroom      |         |                             | 32+ Hours          |
| Specialty Housing | International House                |                  |         |                             |                    |
|                   | Kappa Sigma                        |                  |         |                             |                    |
|                   | Leadership House for Women         |                  |         |                             | 24+ Hours, 2.5 GPA |
|                   | Pi Kappa Phi Fraternity            |                  |         |                             |                    |

Source: University Housing Operations - as of Fall 2018 Census Date of September 10, 2018

## Student Housing Occupancy by Year

| Measure        | 2014  | 2015  | 2016  | 2017  | 2018  |
|----------------|-------|-------|-------|-------|-------|
| % Occupied     | 91    | 87    | 96    | 89    | 88    |
| Beds Available | 1,961 | 1,769 | 1,783 | 1,957 | 2,054 |
| Beds Occupied  | 1,790 | 1,540 | 1,708 | 1,742 | 1,814 |

Source: University Housing Operations - as of Fall 2018 Census Date of September 10, 2018

# Jacksonville State University

## Statement of Revenues, Expenses and Changes in Net Position (in thousands) For the Years Ended September 30, 2017 and 2016

|   | <u>2017</u>      | <u>2016</u>      |
|---|------------------|------------------|
| <b>OPERATING REVENUES</b>   |                  |                  |
| Student Tuition and Fees, Net of Scholarship Allowances<br>of \$22,283 and \$20,780 | \$ 47,569        | \$ 45,010        |
| Federal Grants and Contracts  | 5,151            | 5,340            |
| State and Local Grants and Contracts  | 3,211            | 2,788            |
| Nongovernmental Grants and Contracts  | 1,831            | 1,962            |
| Sales and Services of Educational Departments                                       | 72               | 104              |
| Athletic Income   | 2,671            | 3,086            |
| Other Operating Revenues  | 116              | 110              |
| Auxiliary Enterprises:  |                  |                  |
| Residential Life  | 6,737            | 6,216            |
| Sales and Service   | 6,472            | 6,005            |
| Other   | <u>39</u>        | <u>47</u>        |
| Total Operating Revenues  | 73,869           | 70,668           |
| <b>OPERATING EXPENSES</b>   |                  |                  |
| Instruction   | 44,779           | 42,766           |
| Public Service  | 2,204            | 2,250            |
| Academic Support  | 6,833            | 6,606            |
| Student Services, including Athletics   | 15,128           | 13,431           |
| Research  | 2,717            | 2,917            |
| Operation and Maintenance   | 10,747           | 9,589            |
| Institutional Support   | 15,846           | 13,724           |
| Scholarships and Financial Aid  | 12,749           | 11,988           |
| Depreciation  | 5,607            | 6,108            |
| Auxiliary Enterprises   | 9,532            | 9,295            |
| Loan Cancellations and Writeoffs  | <u>100</u>       | <u>5</u>         |
| Total Operating Expenses  | <u>126,242</u>   | <u>118,679</u>   |
| Operating Income (Loss)   | (52,373)         | (48,011)         |
| <b>NONOPERATING REVENUES (EXPENSES)</b>   |                  |                  |
| State Appropriations  | 38,209           | 37,095           |
| Federal Grants  | 12,601           | 12,661           |
| Investment Income   | 1,113            | 545              |
| Bond Issuance Cost  | (461)            | (352)            |
| Bond Fees   | (17)             | (13)             |
| Rental of Facilities  | 229              | 248              |
| Other Nonoperating Revenue  | 3                | 3                |
| Interest on Debt  | <u>(2,432)</u>   | <u>(2,886)</u>   |
| Net Nonoperating Revenues   | <u>49,245</u>    | <u>47,301</u>    |
| Excess of Revenues over Expenses  | (3,128)          | (710)            |
| Capital Contributions Received  | <u>-</u>         | <u>188</u>       |
| Change In Net Position  | (3,128)          | (522)            |
| Total Net Position - Beginning of Year  | <u>20,897</u>    | <u>21,419</u>    |
| Total Net Position - End of Year  | <u>\$ 17,769</u> | <u>\$ 20,897</u> |

Source: Jacksonville State University 2017 Annual Financial Report

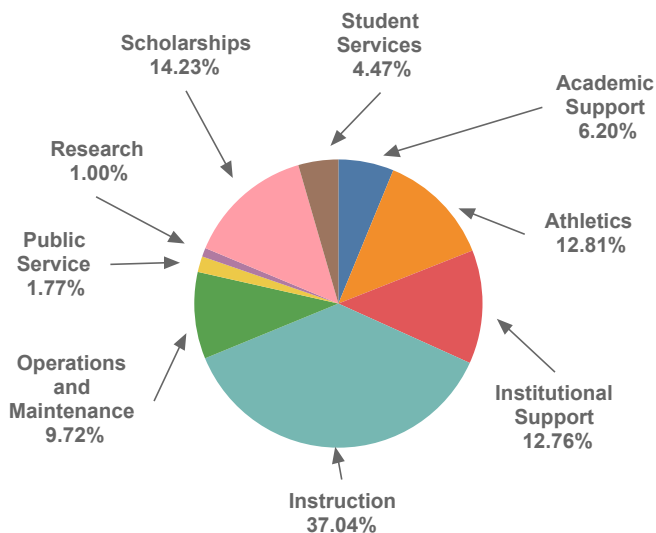


## FY 2019 Revenues and Expenditures Budget (Dollars in Thousands)

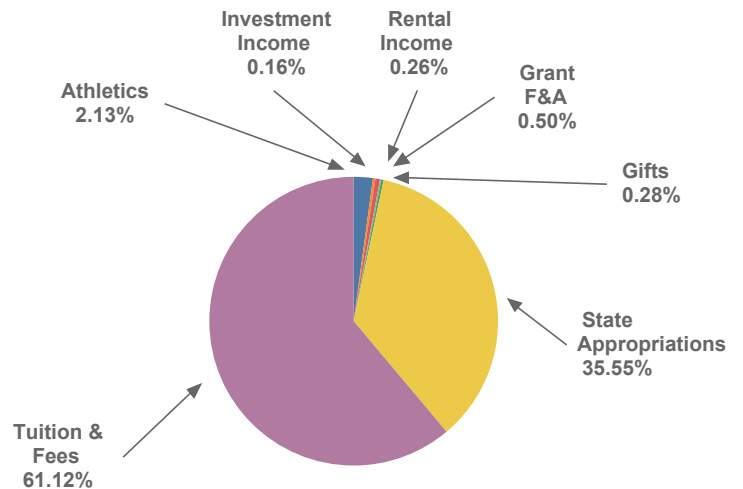
| REVENUES BY SOURCE                           |  |                  |
|--|--|------------------|
| CURRENT FUNDS                                |  |                  |
| State Appropriations*                        |  | \$39,974         |
| Tuition & Fees                               |  | \$68,723         |
| Rental Income                                |  | \$297            |
| Athletics                                    |  | \$2,396          |
| Investment Income                            |  | \$178            |
| Grant F&A                                    |  | \$565            |
| Gifts (Foundation to JSU)                    |  | \$310            |
| <b>TOTAL UNRESTRICTED FUNDS</b>              |  | <b>\$112,443</b> |
| Auxiliary Enterprises                        |  | \$11,798         |
| Restricted Funds                             |  | \$8,780          |
| <b>TOTAL FUNDS BY SOURCE</b>                 |  | <b>\$133,021</b> |
|  |  |                  |
| EXPENDITURES                                 |  |                  |
| CURRENT FUNDS                                |  |                  |
| Instruction                                  |  | \$42,680         |
| Research                                     |  | \$108            |
| Public Service                               |  | \$1,988          |
| Academic Support                             |  | \$6,973          |
| Student Services (less Athletics)**          |  | \$5,025          |
| Operations and Maintenance                   |  | \$10,924         |
| Institutional Support                        |  | \$14,343         |
| Scholarships                                 |  | \$16,000         |
| Athletics (with scholarships & debt service) |  | \$14,402         |
| <b>TOTAL UNRESTRICTED FUNDS</b>              |  | <b>\$112,443</b> |
| Auxiliary Enterprises                        |  | \$11,798         |
| Restricted Funds                             |  | \$8,780          |
| <b>TOTAL EXPENDITURES BY FUNCTION</b>        |  | <b>\$133,021</b> |
| * Includes the following earmarks:           |  |                  |
| Little River Canyon Field School             |  | \$300            |
| Center for Applied Forensics                 |  | \$500            |
| Economic Development Initiative              |  | \$100            |
| Center for Manufacturing Support             |  | \$700            |
| Center for Law Enforcement Best Practices    |  | \$250            |
| Little River Canyon Land Acquisition         |  | \$183            |

Source: Controller's Office

### 2019 Operating Expenditures Budget



### 2019 Operating Revenues Budget

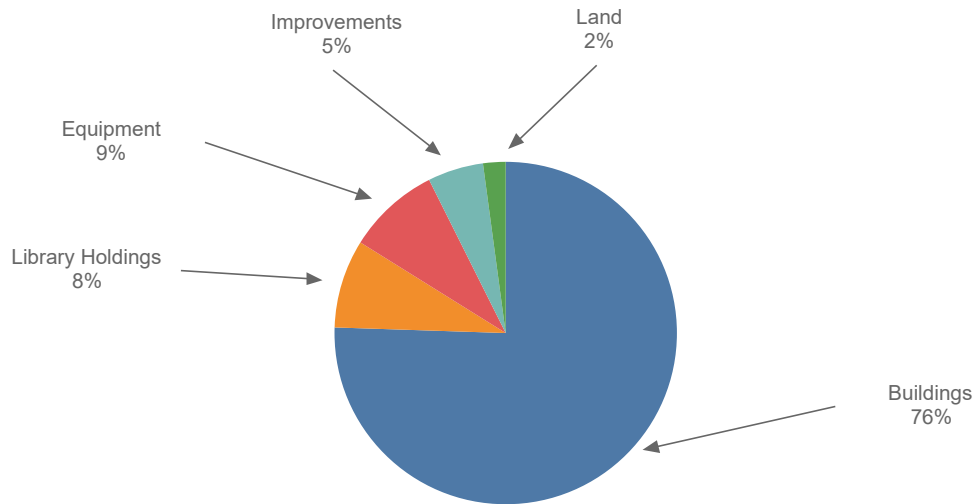


## FY 2017 Capital Assets

| Item               |                    |
|--------------------|--------------------|
| Buildings          | 176,299,396        |
| Library Holdings   | 19,484,749         |
| Equipment          | 20,438,577         |
| Improvements       | 12,271,288         |
| Land               | 4,923,579          |
| <b>Grand Total</b> | <b>233,417,589</b> |

Source: Office of Procurement and Fixed Assets

## FY 2017 Capital Assets



Source: Office of Procurement and Fixed Assets

## FY 2018 Grants and Contracts

|                    |                       |
|--------------------|-----------------------|
| Local/Other Funded | \$377,275.00          |
| Federal Funded     | \$331,726.00          |
| State Funded       | \$520,797.00          |
| <b>Total</b>       | <b>\$1,229,798.00</b> |

Source: University Budgets, Grants & Contracts









## Acknowledgements

Photography: Jacksonville State University Photographic Services





Historical marker text, partially obscured by shadows and foliage.